



© 2020 Pinnacle Architecture Limited

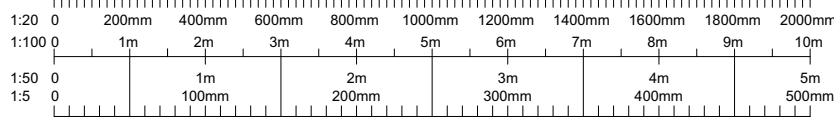
1. This drawing has been prepared in accordance with the scope of Pinnacle Architecture Limited's appointment with its client and is subject to the terms and conditions of that appointment. Pinnacle Architecture Limited accepts no liability for any use of this document other than by its client and only for the purposes for which it was prepared and provided.

2. If received electronically it is the recipients responsibility to print to correct scale. Only written dimensions should be used.

PINNACLE ARCHITECTURE LIMITED
DEANSGATE, 60-72 TETTENHALL ROAD
WOLVERHAMPTON, WV1 4TH

T : 01902 628011
E : info@pinnarch.co.uk
W : pinnarch.co.uk

DO NOT SCALE THIS DRAWING- All dimensions to be checked on site, any discrepancies raised with PINNACLE ARCHITECTURE LIMITED .




Merrivale. Floor Area Schedule (GIA)			
Home Story	Area Name	Room Number	Measured Area
Ground Floor Retail Unit	APT 01		62.63
	Bin Store 1		3.79
	Bin Store 2		15.34
	Plant 1		18.99
	Stair 1		41.26
	Stair 2		15.92
	Unit 1 BOH		134.68
First Floor	Unit 1 Sales		256.03
			548.34 m²
	APT 02		73.02
	APT 03		61.61
	APT 04		80.85
	APT 05		40.45
	APT 06		18.82
	Corridor		14.44
	Stair 1		16.75
	Stair 2		2.65
			368.39 m²
			916.73 m²

Floor Areas 1:1

- A 28.9.22 ADDITIONAL PARKING INDICATED TO SUIT CLIENT CHANGE
- B 30.9.22 BENCHES ADDED TO UNIT 2 APRON, ONE WAY ROAD SYSTEM NOTED
- C 24.11.22 AREA SCHEDULE ADDED
- D 19.12.22 UNIT 3 OMITTED, CAR PARKING INCREASED, RESIDENTIAL PARKING & PEDESTRIAN ROUTE FROM CAR PARK REVISED
- E 11.1.23 GATE TO RESIDENCE PARKING REVISED
- F 6.2.23 TIMBER FENCE SHOWN TO PLANT AREA, REAR DOOR TO STAIR 2 OMITTED, STAIR 2 FFL REDUCED, DWARF WALL ADDED ADJ SPACE 26, EXTERNAL LEVELS UPDATED
- G 9.12.22 BIN STORE ENCLOSURE ADDED TO UNIT 1, STORES BELOW CAR PARK OMITTED, PLANTING AREA ADDED TO CORNER OF UNIT 1
- H 31.3.23 RESI PARKING SPACE NO.1 RELOCATED TO FAR END, SPACE 21 SHOWN AS DIS. PARKING, REVISION TO SERVICE ROAD EGRESS TO SUITE TRAFFIC CONSULTANT COMMENTS.
- J 12.11.23 1:200 SCALE BAR ADDED
- K 4.12.23 HGV SWEEP PATH & ROAD MARKINGS ADDED
- L 14.12.23 ROAD SIGNAGE ADDED
- M 2.1.24 FURTHER ROAD SIGNAGE ADDED
- N 31.1.24 RESI PARKING INCREASE TO ACCOMM 9 APTS
- O 11.04.24 UNIT 2 REDUCED IN SIZE, EV CHARGING SHOWN & SPACES RE-NUMBERED, RESI PARKING UPDATED
- P 20.08.24 UNIT 2 REVISED
- Q 28.11.24 RETAIL AREAS REVISED, RESI PARKING REDUCED
- R 23.04.25 UNIT 2 REMOVED, APARTMENTS ADDED IN PLACE
- S 06.05.25 UNIT 1 SALES ARE REDUCED TO 256m2
- T 10.06.25 APARTMENTS PLANNED

Rev Description Date

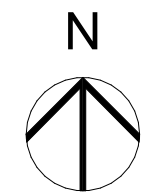


Client
Merrivale Court Ltd

Project
Merrivale PH, Oldbury, Site Redevelopment

Title
Site Plan

Scale @ A1 1:200, 1:1 Drawn
Date Created 15.08.22 Checked
Project No. Drawing No. - Rev
PA 0106 0106 A-002-T



PLANNING

1:200

Proposed Site Plan