





Safer and Stronger Communities: Police and Crime Plan Performance Update

Covering the quarter ending June '25

Priority One: Improving Public Trust and Confidence in Policing

Trust and Confidence	Trend Sep '23 - Jun '25	Previous Year		Latest Quarter		% Change
		Value	Quarter Ending	Value	Quarter Ending	
Trust in GMP [% agree]		60.8%	Jun '24	61.1%	Jun '25	0.4pp
GMP are doing a good job [% agree]		54.2%	Jun '24	56.3%	Jun '25	2.1pp

Complaints	Trend Jun '22 - Jun '25	Previous Year		Latest Quarter		% Change
		Value	Quarter Ending	Value	Quarter Ending	
Complaint reviews received		51	Jun '24	37	Jun '25	-27.5%
Complaint reviews completed		50	Jun '24	25	Jun '25	-50.0%





Priority Two: Increasing Police Accessibility, Consistency, Responsiveness and Outcomes


Contact Centre Performances	Trend Jun '22 - Jun '25	Previous Year		Latest Quarter		% Change
		Value	Quarter Ending	Value	Quarter Ending	
999 calls received		151,073	Jun '24	151,248	Jun '25	0.1%
Non-emergency contacts received		191,095	Jun '24	184,964	Jun '25	-3.2%
Digital contacts		58,147	Jun '24	60,020	Jun '25	3.2%
Average speed of answer - 999		00:00:04	Jun '24	00:00:04	Jun '25	0.0%
Average speed of answer - GMP non-emergency calls		00:01:06	Jun '24	00:01:01	Jun '25	-8.1%


Response Times	Trend Jun '22 - Jun '25	Previous Year		Latest Quarter		% Change
		Value	Quarter Ending	Value	Quarter Ending	
Grade 1 calls attended within 15 minutes		90.8%	Jun '24	94.7%	Jun '25	4pp
Grade 2 calls attended within 1 hour		63.3%	Jun '24	75.4%	Jun '25	12.1pp


Outcome Rates	Trend Jun '22 - Jun '25	Previous Year		Latest Quarter		% Change
		Value	Quarter Ending	Value	Quarter Ending	
Crimes closed with 'positive outcomes' (1-8) or 'solved rate' [%]		12.6%	Jun '24	15.4%	Jun '25	2.8pp

Priority Three: Keeping Children and Young People Safe and Preventing Them From Becoming Involved in Crime



Arrests and Outcomes	Trend Jun '22 - Jun '25	Previous Year		Latest Quarter		% Change
		Value	Quarter Ending	Value	Quarter Ending	
Children arrest rates - arrest rate per 1,000 for population aged 10-17		4.1	Jun '24	3.9	Jun '25	-4.7%
Number of RUIs for under 18s		1,290	Jun '24	1,320	Jun '25	2.3%
Number of Out Of Court Resolutions for under 18s		1,576	Jun '24	1,762	Jun '25	11.8%
Number of Outcome 22s for under 18s		430	Jun '24	565	Jun '25	31.4%



Reoffending	Trend Sep '20 - Sep '23	Previous Year		Latest Quarter		% Change
		Value	Quarter Ending	Value	Quarter Ending	
Proven reoffending rates - under 18s		31.0%	Sep '22	25.7%	Sep '23	-5.3pp


Intervention and Prevention	Trend Jun '22 - Jun '25	Previous Year		Latest Quarter		% Change
		Value	Quarter Ending	Value	Quarter Ending	
Number of referrals to <i>Early Intervention and Prevention Grant</i> (EIPG) funded services		233	Jun '24	180	Jun '25	-22.7%

Safety	Trend Jun '22 - Jun '25	Previous Year		Latest Quarter		% Change
		Value	Quarter Ending	Value	Quarter Ending	
Young people (aged 16-24) who feel safe in their local area [%]		84.6%	Jun '24	88.6%	Jun '25	3.9pp




Priority Four: Improving Support for Victims of Crime, Including Vulnerable Victims, and Tackling Emerging Crime Types



Victim Experience	Trend Mar '24 - Mar '25	Previous Year		Latest Quarter		% Change
		Value	Quarter Ending	Value	Quarter Ending	
Victims satisfied with GMP service [%]		57.0%	Mar '24	63.0%	Mar '25	6pp
Victims offered a referral to victim support [%]		51.0%	Mar '24	56.0%	Mar '25	5pp

Victim Services	Trend Dec '23 - Jun '25	Previous Year		Latest Quarter		% Change
		Value	Quarter Ending	Value	Quarter Ending	
Number of referrals to Catch22		13,603	Jun '24	9,146	Jun '25	-32.8%
Victims with all needs met [%]		1.3%	Jun '24	1.7%	Jun '25	0.4pp


Hate Crime	Trend Jun '22 - Jun '25	Previous Year		Latest Quarter		% Change
		Value	Quarter Ending	Value	Quarter Ending	
Number of hate crimes		2,451	Jun '24	2,867	Jun '25	17.0%


Priority Five: Reducing and Preventing Neighbourhood Crime, Retail Crime and Anti-Social Behaviour


Neighbourhoods	Trend Jun '22 - Jun '25	Previous Year		Latest Quarter		% Change
		Value	Quarter Ending	Value	Quarter Ending	
Residents aged 16+ who feel very or fairly safe in their local area [%]		88.7%	Jun '24	89.3%	Jun '25	0.6pp
Number of neighbourhood crimes		9,500	Jun '24	8,344	Jun '25	-12.2%
Police-recorded anti-social behaviour incidents		22,246	Jun '24	22,952	Jun '25	3.2%

Retail Crime	Trend Jun '22 - Jun '25	Previous Year		Latest Quarter		% Change
		Value	Quarter Ending	Value	Quarter Ending	
Number of shoplifting offences		5,904	Jun '24	4,977	Jun '25	-15.7%
Number of business crimes		9,786	Jun '24	8,750	Jun '25	-10.6%



Priority Six: Improving Road and Transport Safety, so People can Travel Around Our City-Region Safely



Transport Injuries - GMP	Trend Jun '22 - Jun '25	Previous Year		Latest Quarter		% Change
		Value	Quarter Ending	Value	Quarter Ending	
Transport incidents involving injury		720	Jun '24	790	Jun '25	9.7%





Road Safety - GMP	Trend Mar '22 - Mar '25	Previous Year		Latest Quarter		% Change
		Value	Quarter Ending	Value	Quarter Ending	
Road fatalities		12	Mar '24	16	Mar '25	33.3%

Travel Safety - TfGM data	Trend Jun '24 - Jun '25	Previous Year		Latest Quarter		% Change
		Value	Quarter Ending	Value	Quarter Ending	
Crime/ASB incident rates on bus/tram network per million passenger journeys		44	Jun '24	47	Jun '25	6.8%



Priority Seven: Reducing High Harm and Repeat Offending, Taking Preventative and Diversionary Approach

Repeat Offending	Trend Sep '20 - Sep '23	Previous Year		Latest Quarter		% Change
		Value	Quarter Ending	Value	Quarter Ending	
Rate of proven reoffending - female		20.0%	Sep '22	22.0%	Sep '23	2pp
Rate of proven reoffending - male		29.7%	Sep '22	28.1%	Sep '23	-1.6pp


Out of Court Resolutions and Diversionary Activity	Trend Jun '22 - Jun '25	Previous Year		Latest Quarter		% Change
		Value	Quarter Ending	Value	Quarter Ending	
Number of adult Out of Court Resolutions		3,010	Jun '24	4,322	Jun '25	43.6%
Number of adult Outcome 22s		155	Jun '24	300	Jun '25	93.5%

Courts	Trend Mar '22 - Mar '25	Previous Year		Latest Quarter		% Change
		Value	Quarter Ending	Value	Quarter Ending	
Number of suspects referred by police to CPS for early advice or charging decision		3,705	Mar '24	3,699	Mar '25	-0.2%
Number of suspects authorised to be charged by CPS		1,964	Mar '24	2,278	Mar '25	16.0%
Number of defendants with live proceedings in Magistrates and Crown Court		12,771	Mar '24	14,082	Mar '25	10.3%
Average days from charge to case completion		281	Mar '24	297	Mar '25	5.7%





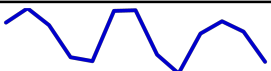

Priority Eight: Tackling Drug, Alcohol and Wider Addictions


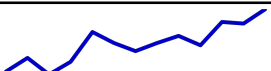


Drug and Alcohol Harms *	Trend 2016 - 2023	Previous Year		Latest Year		% Change
		Value	Year Ending	Value	Year Ending	
Deaths due to drug misuse per 100,000		8.0	2020 - 22	8.1	2021 - 23	1.6%
Alcohol related deaths per 100,000		48.9	2022	49.2	2023	0.6%

* Annual releases in February, with a 2 year lag. Updated February 2025.





Drug Offences	Trend Jun '22 - Jun '25	Previous Year		Latest Quarter		% Change
		Value	Quarter Ending	Value	Quarter Ending	
Number of drug offences		3,460	Jun '24	4,800	Jun '25	38.7%



Priority Nine (a): Reducing and Preventing Gender-Based Violence and All Forms of Serious Violence

Serious Violence	Trend Jun '22 - Jun '25	Previous Year		Latest Quarter		% Change
		Value	Quarter Ending	Value	Quarter Ending	
Homicide rate		2.4	Jun '24	2.0	Jun '25	-14.3%
GMP-recorded violence with injury offences		7,500	Jun '24	7,491	Jun '25	-0.1%
Police-recorded knife crime		1,278	Jun '24	1,140	Jun '25	-10.8%
A&E attendances due to assault		1,666	Mar '24	1,547	Mar '25	-7.1%
Hospital admissions due to assault		219	Mar '24	237	Mar '25	8.2%
Hospital admissions due to assault by sharp object		51	Mar '24	55	Mar '25	7.8%


Gender Based Violence - Offence Numbers	Trend Jun '22 - Jun '25	Previous Year		Latest Quarter		% Change
		Value	Quarter Ending	Value	Quarter Ending	
Domestic abuse flagged crimes		13,513	Jun '24	13,310	Jun '25	-1.5%
Stalking crimes		2,607	Jun '24	2,924	Jun '25	12.2%
Rape crimes		1,107	Jun '24	1,102	Jun '25	-0.5%
Sexual offences		3,214	Jun '24	3,247	Jun '25	1.0%

Priority Nine (b): Reducing and Preventing Gender-Based Violence and All Forms of Serious Violence


Gender Based Violence - Solved Rates	Trend Jun '22 - Jun '25	Previous Year		Latest Quarter		% Change
		Value	Quarter Ending	Value	Quarter Ending	
Domestic abuse solved rate		11.3%	Jun '24	14.1%	Jun '25	2.8pp
Stalking solved rate		11.8%	Jun '24	9.3%	Jun '25	-2.5pp
Rape solved rate		11.8%	Jun '24	11.6%	Jun '25	-0.2pp
Sexual offences solved rate		8.3%	Jun '24	10.1%	Jun '25	1.8pp



Gender Based Violence - Protection Measures	Trend Jun '22 - Mar '25	Previous Year		Latest Quarter		% Change
		Value	Quarter Ending	Value	Quarter Ending	
Number of granted Domestic [Abuse/Violence] Protection Orders [DAPOs and DVPOs]		218	Mar '24	129	Mar '25	-40.8%
Number of Stalking Protection Orders [SPO] *		0	Jun '24	3	Jun '25	N/A


* SPO figures have been checked and verified by GMP.

Gender Based Violence - MARAC Referrals	Trend Jun '22 - Dec '24	Previous Year		Latest Quarter		% Change
		Value	Quarter Ending	Value	Quarter Ending	
Multi-Agency Risk Assessment Conference (MARAC) referrals		3,372	Dec '23	2,828	Dec '24	-16.1%

Priority Ten: Reducing and Tackling Serious and Organised Crime

Serious and Organised Crime	Trend Jun '22 - Jun '25	Previous Year		Latest Quarter		% Change
		Value	Quarter Ending	Value	Quarter Ending	
Firearm discharges		7	Jun '24	5	Jun '25	-28.6%

Serious and Organised Crime	Trend Jun '23 - Jun '25	Previous Year		Latest Quarter		% Change
		Value	Quarter Ending	Value	Quarter Ending	
Kilograms of drug seized		457	Jun '24	1,882	Jun '25	311.8%
Total number of disruptions		2,261	Jun '24	3,402	Jun '25	50.5%

Assets Recovered	Trend Mar '22 - Mar '25	Previous Year		Latest Quarter		% Change
		Value	Quarter Ending	Value	Quarter Ending	
Total value of assets recovered by GMP [£]		£ 2,838,141	Mar '24	£ 3,869,452	Mar '25	36.3%