

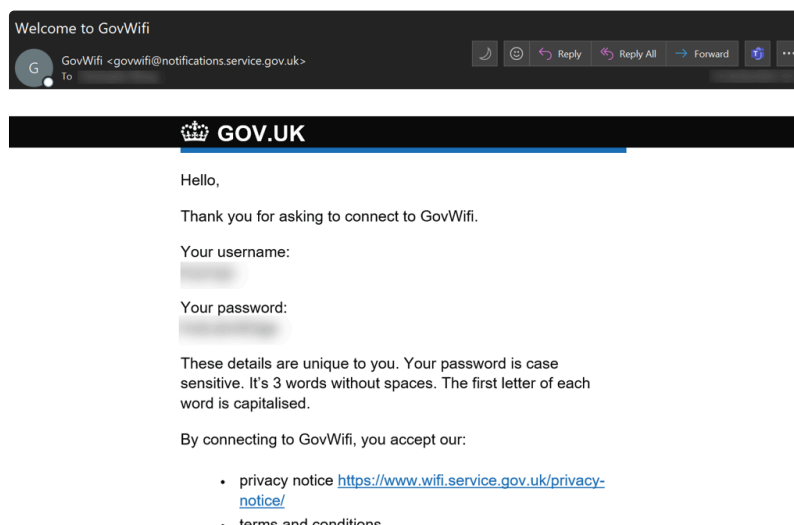
## Connecting to GovWIFI

### 1) Create a GovWifi User account

To register guest users can either:

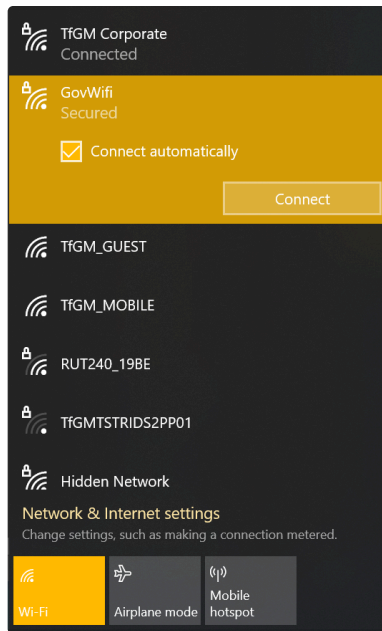
- Text 'Go' to 07537 417 417
- Send a blank email from your public sector email address to [signup@wifi.service.gov.uk](mailto:signup@wifi.service.gov.uk)

Then wait to receive a username and password via selected method.

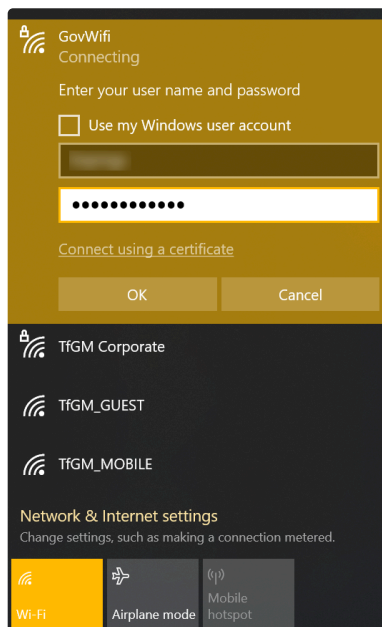


### 2) Connect to GovWIFI network

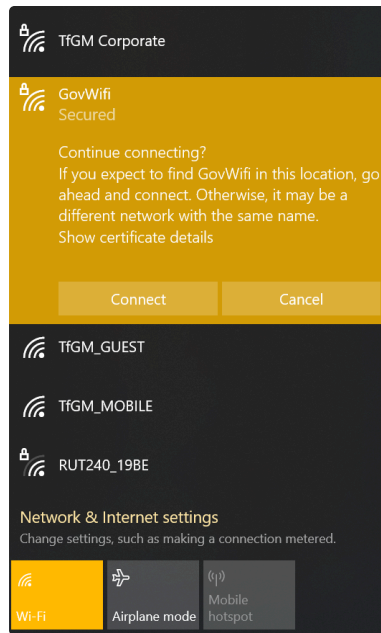
Open WIFI connections and find **GovWIFI** and click 'Connect'.



Enter username and password provided and press OK...



A warning will pop up, you can either click 'Show certificate details' (instructions on the email says to match the thumbprint) and/or click 'Connect'...



## Windows 8 or 10

In your wifi settings:

1. Select 'GovWifi' and then 'Connect'.
2. Enter the GovWifi username and password you received by email or text and select 'OK'.
3. Select 'Show certificate details'.
4. Check that the thumbprint is 3F 8B B7 3C FD F7 50 36 7F 43 10 33 67 40 7A FA 2E 6E E5 D6
5. If it is, select Connect.

The status will change to 'Connected, secured' once successful.

