

Responsible Alcohol Consumption PSPO

Evidence Pack

April 2026

Background

- Camden's day and night-time economy is a vibrant and dynamic scene, known for its eclectic mix of entertainment, cultural offerings, and bustling nightlife. Situated in the heart of London, Camden attracts both locals and tourists alike with its diverse range of bars, pubs, clubs, live music venues, and restaurants. The area is particularly renowned for its alternative and indie music scene, with iconic venues such as the Roundhouse and Electric Ballroom hosting live gigs by both emerging and established artists.
- Beyond its music scene, Camden's day and night-time economy also encompasses a rich tapestry of street food markets, vintage shops, and late-night shopping opportunities. Camden Market comes alive after dark, offering visitors a chance to explore an array of stalls selling everything from handmade crafts to vintage clothing.
- In recent years, Camden has also become a hub for immersive experiences and innovative entertainment concepts, with venues hosting themed events, interactive exhibitions, and pop-up installations that cater to diverse tastes and interests.
- However, Camden also faces challenges, ensuring the safety and well-being of visitors. The Local authority and businesses continually work together to strike a balance between promoting the area's day and night-time economy and addressing concerns around alcohol related anti-social behaviour and the negative impact on residential communities.
- Overall, Camden's day and night-time economy reflects the area's unique identity and cultural heritage, offering a lively and diverse array of experiences for those who live, work, or visit Camden.

Quantitative Evidence

Available intelligence has been examined to see what the potential requirement for the borough will be going forward. The evidence is not comprehensive; however, the information below seeks to provide some context as to how big the **reported** problem of alcohol related ASB is in the borough. The time periods we will look at, where possible, is the period of 2024, 2025 and 2026 (January to March)

The following services data was used:

- Police
- Routes of the Street (Camden's commissioned rough sleeping outreach service)
- Community Safety

Quantitative Evidence

- Camden Community Safety records all complaints received, including incident type and location. In Year 1, 46 cases involved an alcohol element. This increased to 64 cases in Year 2, representing a 39% rise during 2023. In 2025, 39 cases were recorded, reflecting a 39% decrease compared with Year 2. It should be noted that changes to reporting systems, including the transition to Contact Camden, may have influenced these figures.
- Police data indicates a gradual decline in alcohol-related ASB. In 2023, there were 504 alcohol-flagged complaints, including 12 street-drinking incidents. This reduced slightly in 2024 to 490 complaints, with 18 street-drinking incidents, a 2.8% year-on-year decrease. In 2025, 472 alcohol-flagged ASB complaints were recorded, representing a 3.7% reduction compared with 2024. However, in 2026, 110 complaints have already been recorded by the end of March, indicating that incident levels are likely to rise as the borough enters the busier summer and festive periods.
- It is also important to note that alcohol is likely a contributory factor in a higher proportion of incidents than recorded. In many cases, alcohol may influence behaviour without being logged as the primary factor, meaning the true scale of alcohol-related ASB is likely under-represented in the data.

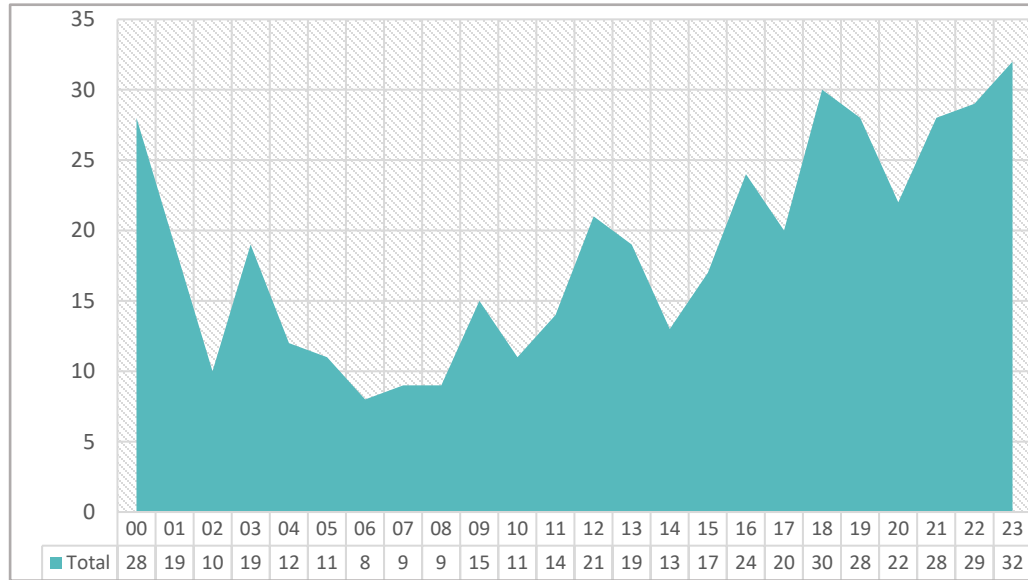
Quantitative Evidence

Methodology: The analysis is based on data collected from Camden and Police ASB reports in Camden during 2023 , 2024, 2025 and up to March 2026. The data includes information based solely on reports that have an alcohol flag and/or a street drinking notification.

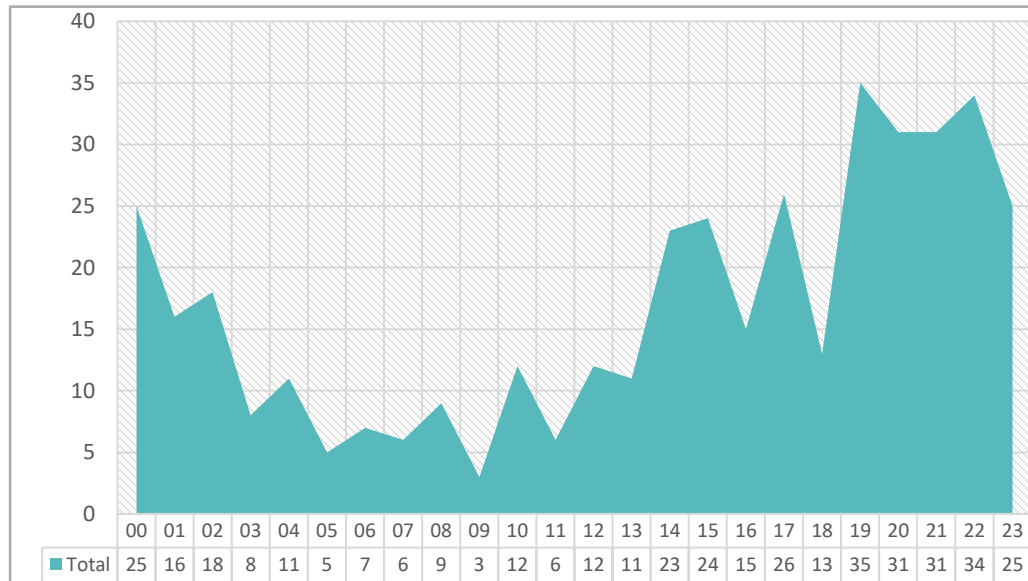
Data Source	Year 1 (2023)	Year 2 (2024)	Year 3 (2025)
ASB Complaints to Council involving alcohol	46	64	39
Police Reports Alcohol related ASB	504	490	472
Street Safe Reports Routes of the Streets	33	27	N/A

Met ASB Call Data -	2025	January to March 2026
Alcohol	472	110

Quantitative Evidence



MPS Safe stat 2024 alcohol related reports By Time 24Hrs



MPS Safe stats 2025 alcohol related reports By Time 24Hrs

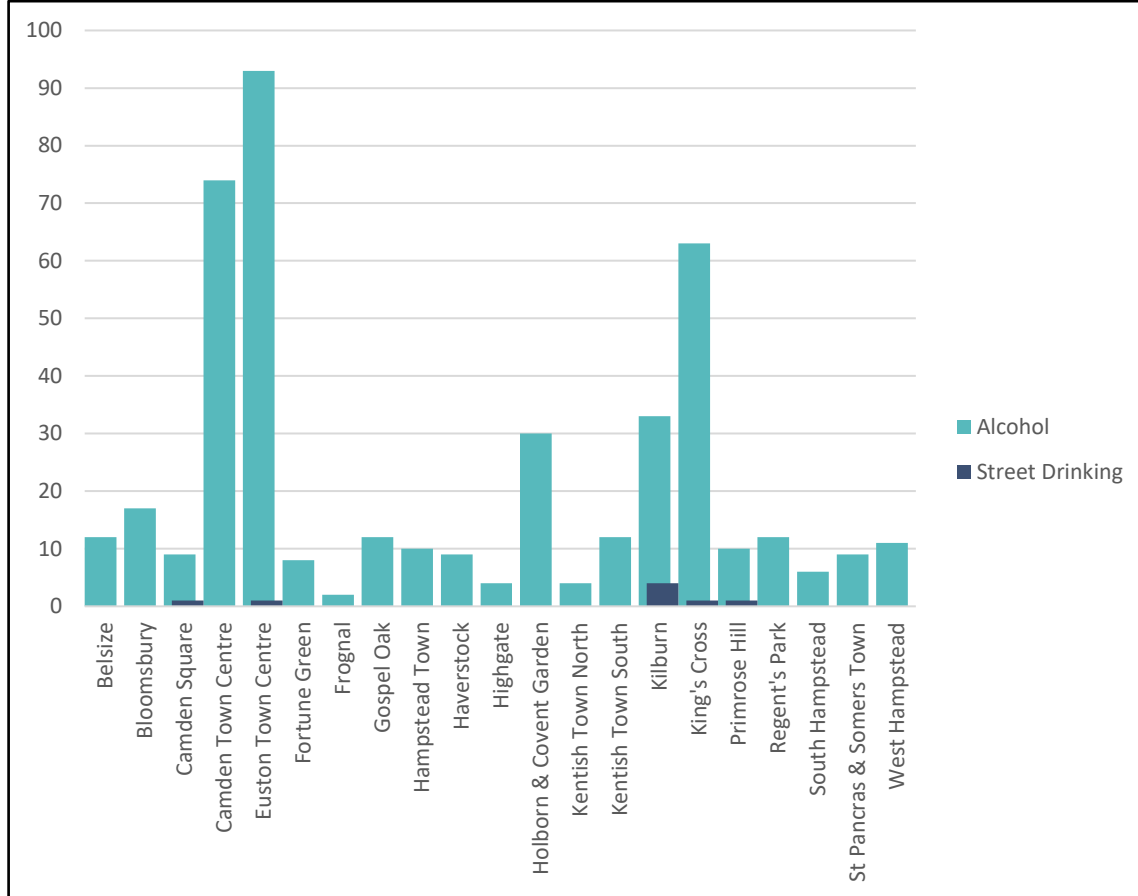
Temporal Data

Peak timeframes for alcohol-related ASB are: 18:00–21:00 (25.2%), 22:00–01:00 (17.2%), 11:00–14:00 (15.7%), and 01:00–04:00 (10.4%).

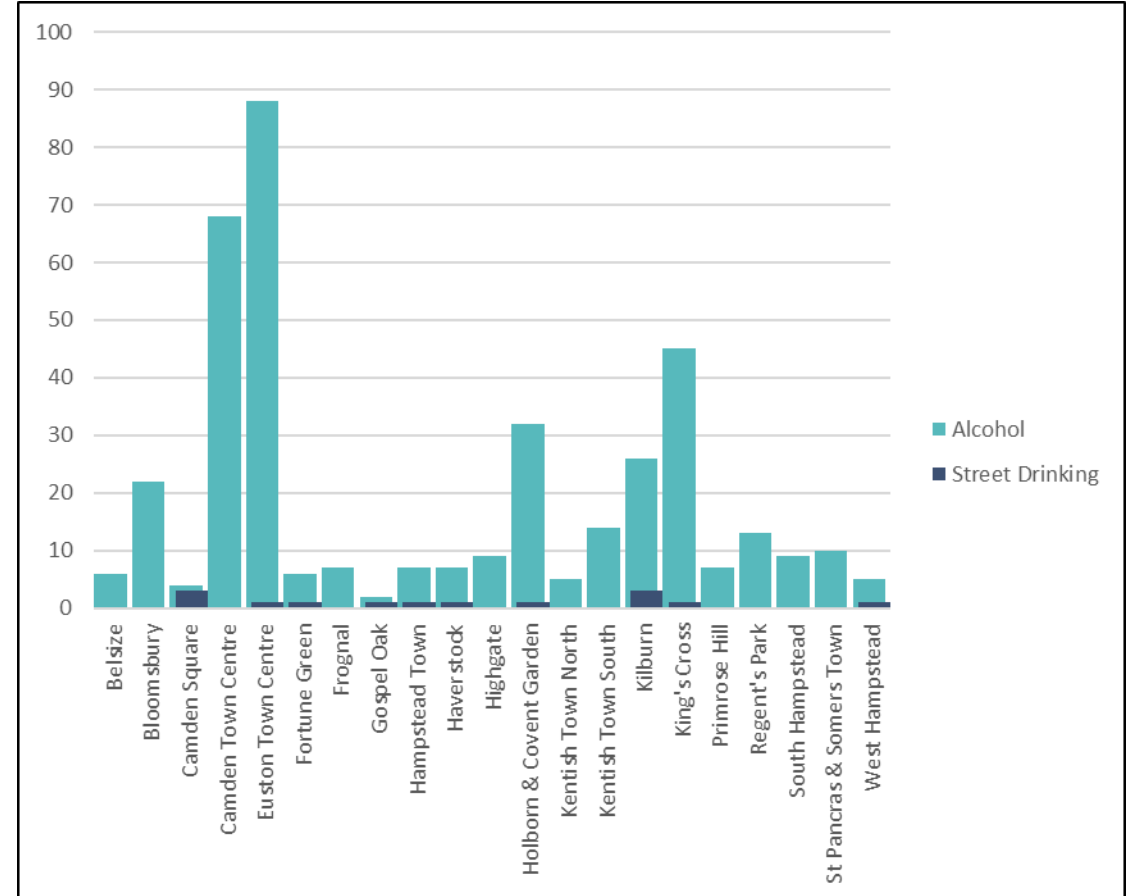
Peak days for offences were observed on Saturdays, accounting for 84 incidents (18.4%), and Fridays, with 76 incidents (16.8%). A significant majority of offences (66.9%) occurred from Monday to Friday, while 33.1% transpired over the weekend.

Overall, the data indicates a seasonal pattern, with elevated reporting during the spring and summer months (April–July) collectively accounting for 35.3% of incidents, and a secondary peak in late autumn (October–November) contributing 22.2%. These trends suggest that social and leisure activities during warmer months and the festive season drive increased alcohol-related ASB.

Quantitative Evidence



MPS Safe stats 1st January 2024- 31st December 2024 alcohol related reports By Ward



MPS Safe stats 2025 alcohol related reports By Ward

Certain areas within Camden demonstrate a higher concentration of alcohol-related incidents. These are predominantly linked to residential locations with high-density bars and pubs.

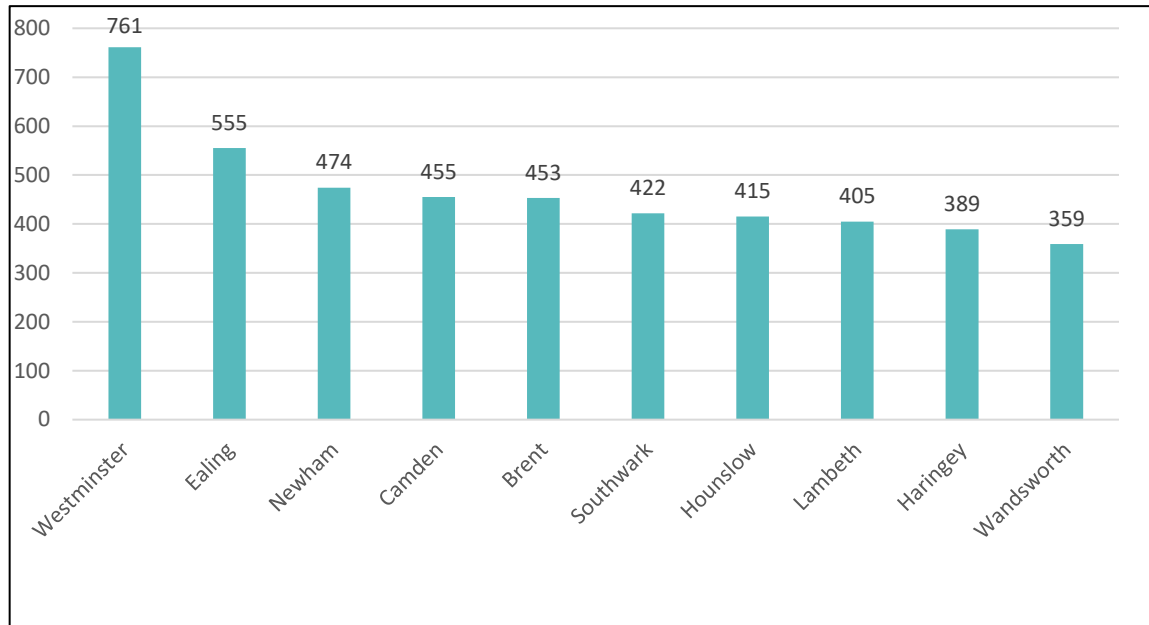
Quantitative Evidence

Ward	Alcohol ASB Reports 2024	Alcohol ASB Reports 2025	Alcohol ASB Reports 2026
Belsize	13	6	3
Bloomsbury	19	22	7
Camden Square	11	7	7
Camden Town Centre	84	68	19
Euston Town Centre	99	89	20
Fortune Green	9	7	6
Frognaal	2	7	1
Gospel Oak	13	3	1
Hampstead Town	10	8	4
Haverstock	9	8	1
Highgate	4	9	1
Holborn & Covent Garden	31	33	7
Kentish Town North	6	5	3
Kentish Town South	16	14	3
Kilburn	41	29	2
King's Cross	67	46	11
Primrose Hill	11	7	5
Regent's Park	14	13	3
South Hampstead	9	9	1
St Pancras & Somers Town	10	10	1
West Hampstead	12	6	4
Grand Total 2024 - 2025	490	472	110

The chart shows clear variation in ward-level ASB reporting compared with Camden Council data. The Euston and Camden Town Centre teams manage a disproportionate share of alcohol-related ASB due to Camden’s busy night-time economy. Operating across multiple wards, they handle higher volumes and a wider range of incidents, resulting in significantly higher reporting than in more localised areas. Outside the Town Centre teams, King’s Cross, Holborn & Covent Garden, and Kilburn consistently record the highest levels of alcohol-related ASB in 2024 and 2025, reflecting their strong night-time economies and alignment with wider Camden ASB trends. Early 2026 remains notably high, with 110 reports recorded up to the end of March, indicating sustained pressure as the borough moves into the busier months of the year.

MPS Safe stats 2024 – 2025 – 1st January 2026 31st March 2026 alcohol related reports By Ward .

Quantitative Evidence- 2025



Met Safe Stats – Top 10 London Boroughs, Alcohol Reports 1st January – 31st December 2025

In 2025, Camden ranked 4th among London boroughs for alcohol-related reports, underlining the high prevalence of such incidents. In 2026, Camden remains within the top 10 and is currently ranked 3rd across London. Overall, Camden consistently ranks among the highest-reporting boroughs in London for alcohol-related incidents, indicating sustained and significant demand linked to the night-time economy.

London Borough33	Total
Westminster	761
Ealing	555
Newham	474
Camden	455
Brent	453
Southwark	422
Hounslow	415
Lambeth	405
Haringey	389
Wandsworth	359
Tower Hamlets	347
Islington	328
Croydon	327
Hackney	321
Lewisham	318
Hillingdon	318
Barnet	309
Greenwich	307
Harrow	295
Hammersmith and Fulham	295
Waltham Forest	278
Redbridge	276
Kensington and Chelsea	261
Enfield	230
Bromley	188
Havering	181
Richmond Upon Thames	175
Merton	172
Kington Upon Thames	162
Barking and Dagenham	160
Bexley	130
Aviation Security (SO18)	94

Met Safe Stats - All London Boroughs. Alcohol Reports 1st January – 31st December 2025

Impact on our communities:

Below are a sample of the incidents reported in the last year to illustrate the impact on our communities from irresponsible drinking currently taking place:

Kilburn Grange Park 30th June 2024

Resident reports they were confronted by members of a group in the park who are constantly disturbing other park users - they sit near the rose garden drinking and sometimes urinating there

Camden Gardens 23rd May 2025

Contractor unable to lock park due to people refusing to leave. Alcohol container rubbish littered across site and damage from fire reported

Leather Lane 27th January 2026

Residents reported disturbance by a group of drunk people making lots of noise and playing loud music.

Chalcot Square 5th April 2025

Contractor unable to lock park due to drunk families refusing to leave. Families reported to being rude to contractor staff

Talacre Town Green 12th August 2025

Park could not be locked due to drinkers refusing to leave, there was then a fire damaging the children's playground caused by teenagers

Impact on our communities:

Below are a sample of the incidents reported in the last year to illustrate the impact on our communities from irresponsible drinking currently taking place:

Camden Town 19th July 2025

Group of people sitting on Bridge Street drinking, playing loud music and being rude to those passing by.

Whitfield Gardens 19th August 2024

Contractor reports four drinkers exhibiting Anti-social behaviour by urinating in front of members of the public.

Bedford Square 24th November 2025

Residents reports a group of people drinking and being excessively loud and throwing empty bottles onto the ground

South End Green 19th August 2024

Staff note daily drinkers behaving aggressively and urinating in the bushes

Kilburn High Road 3rd June 2025

People sitting outside a bank on a bench drinking and swearing at those around them

Russel Square 7th January 2026

Residents reported an intoxicated man displaying threatening behaviour

Key Findings:

1.ASB Incidents: Alcohol-related ASB incidents have been a significant concern in Camden over many years, with reports of disturbances, public intoxication, vandalism, and violence attributed to alcohol abuse.

2.Cost of Cleaning Services: The cost of cleansing services to address the aftermath of alcohol-related ASB incidents, including graffiti removal, street cleaning, and waste disposal, is considerable. Alcohol-related ASB also contributes to the overall expenditure on maintaining public spaces.

3.Property Damage: Incidents of property damage, such as broken windows, defaced buildings/parks, and littering, are often linked to alcohol-related ASB. The cost of repairing and restoring damaged property adds to the financial burden on property owners and local authorities.

4.Hospital Admissions: Alcohol-related ASB frequently results in injuries requiring medical attention, leading to hospital admissions. The associated healthcare costs, including A&E treatments, surgeries, and rehabilitation, place additional pressure on healthcare services and budgets.

Conclusion:

The prevalence of alcohol-related ASB in Camden has not only negative social and safety impacts but also significant economic consequences. The costs incurred for environmental services, property damage within the public realm, and hospital admissions underscore the need for proactive measures to address irresponsible drinking and its associated impacts on the community. By investing in prevention strategies, enforcement tools, Camden can mitigate the impact of alcohol-related ASB while promoting a safer and healthier environment for its residents.

Survey Information

In addition to the quantitative data, we felt it was important to consider the views of the public we have therefore look at perception information from the surveys conducted recently on the borough.

London Borough of Camden - Residents Survey 2023

In December 2023, Community Safety conducted a survey to determine residents' priorities regarding antisocial behaviour and safety. Respondents were people who live, work or visit Camden. The survey ran for a four-week period and was promoted via various communication channels including social media, Camden e-newsletters and essentials.

The survey is split into four sections:

- Antisocial Behaviour & Reporting
- Safety
- What is important to you?
- Demographic

Survey Information

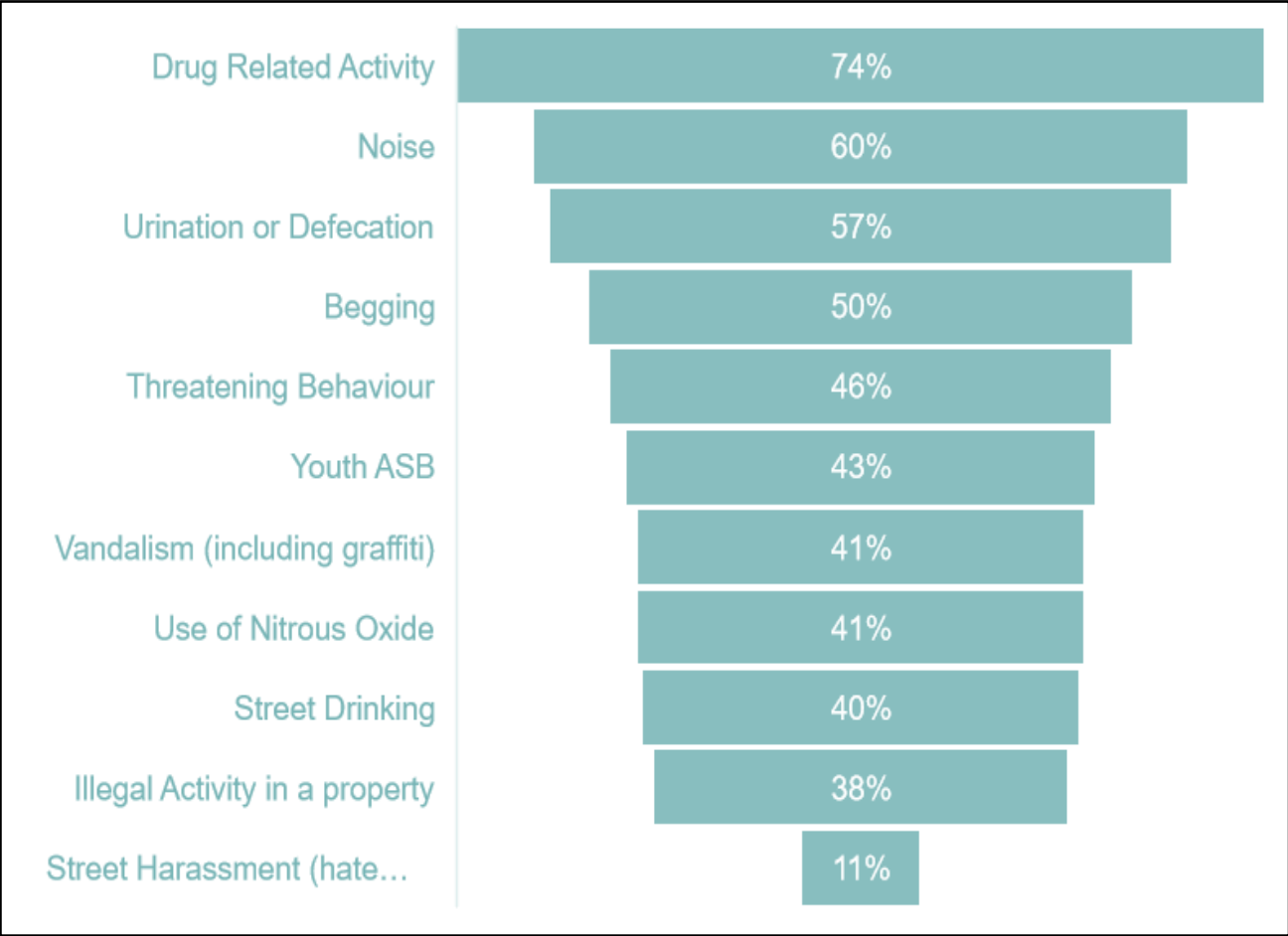


Figure 82 - What type of ASB have respondents experienced?

91% of respondents have experienced antisocial behaviour. In figure 82 it is evident that more than 50% have experienced or witnessed drug related ASB, noise, urination or defecation and begging. Street drinking also features in the Survey as a concern for residents. Street Drinking can be a contributing factor to several behaviours shown in the chart.

Survey Information

The following section delved into safety within Camden and individuals' perceptions of their safety.

We asked respondents if they agreed or disagreed with the following statement “I feel safe in Camden,” this was for during the daytime and night-time.

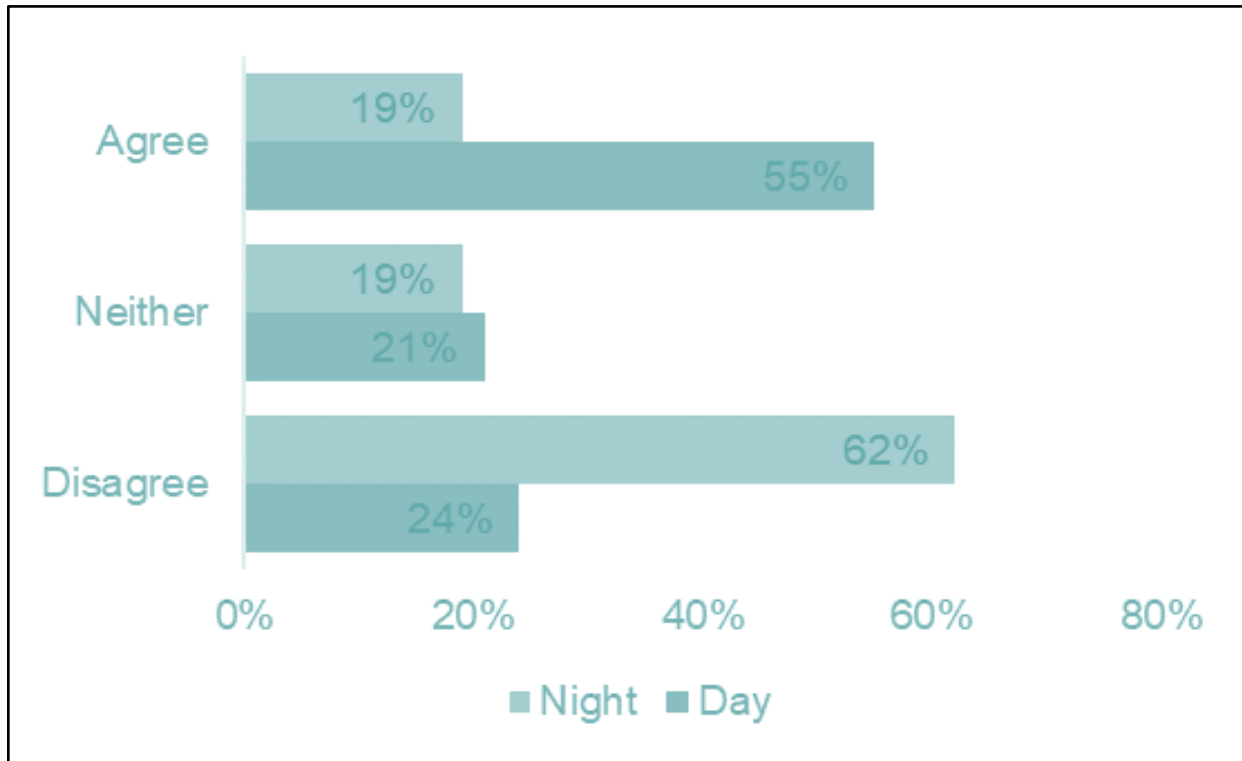


Figure 83 - Do you feel safe in the daytime and do not feel safe at night in Camden.

Figure 83 tells us that majority of respondents feel safe in the daytime and do not feel safe at night in Camden.

Survey Information

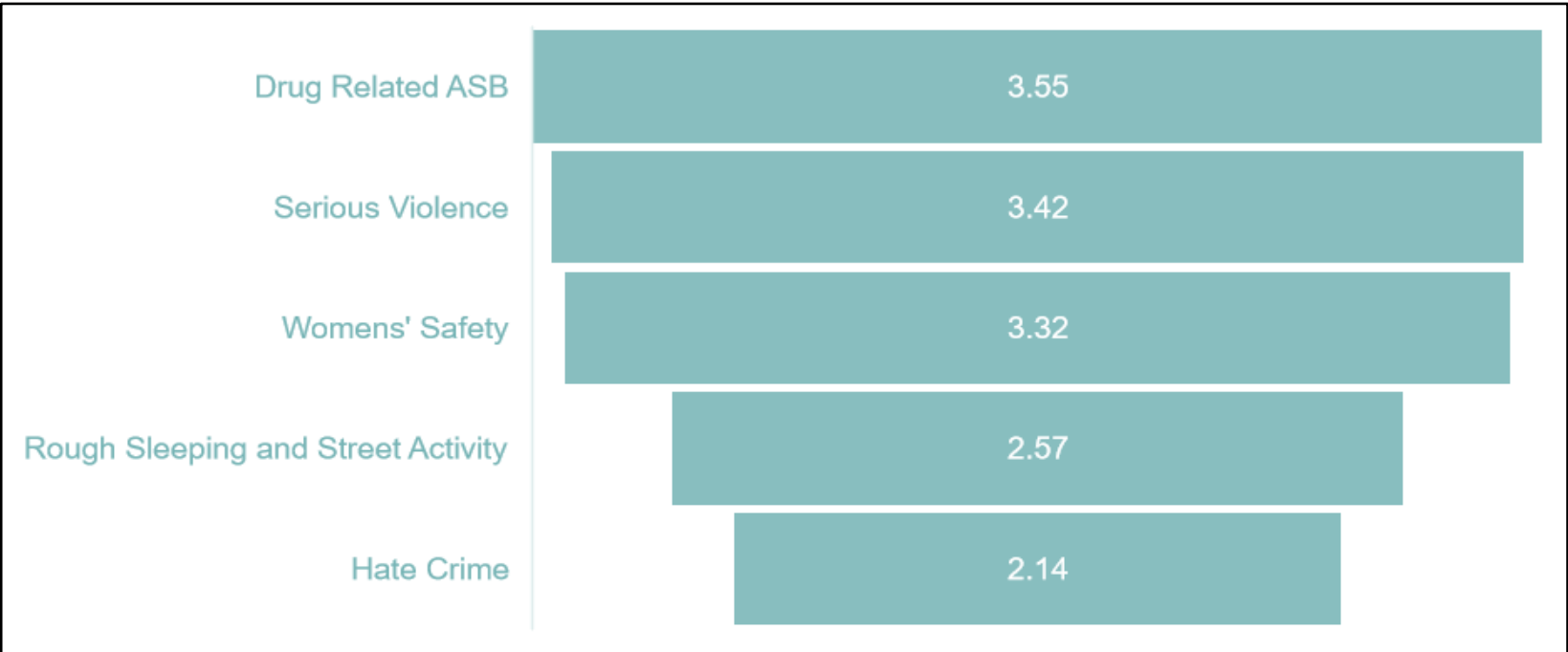
In the final section, we wanted to find out what was important to respondents and their priorities.



Firstly, we gave a list of our strategic priorities for 2023/24 and asked respondents to rank them in order of most importance from 1-5.



Figure 84 indicates that drug-related ASB is the leading concern for respondents, aligning with Figure 82 where drug-related ASB emerged as the most common type. Following closely, serious violence was identified as a primary concern by 32% of respondents, while 19% expressed women's safety as their top priority.



This chart outlines the current priorities for the Community safety partnership board and are not inclusive of other priority areas in the borough.

Figure 84- What are respondents' priorities?

