

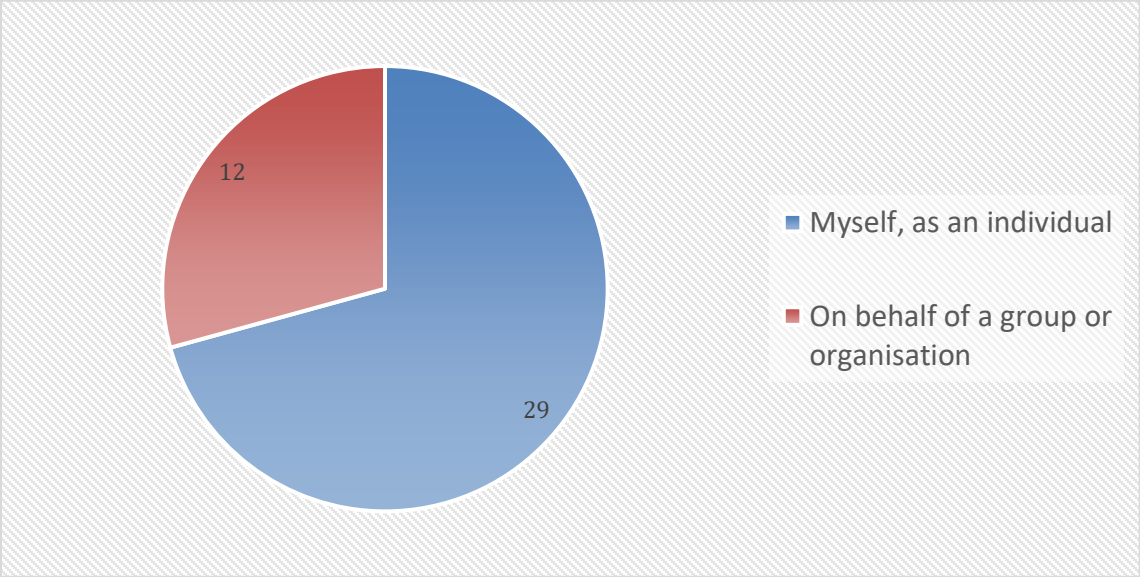
Late Night Levy Review Consultation – Survey Results

The activity ran from 01/12/2025 to 11/01/2026

Responses to this survey: **41**

1: Who are you responding on behalf of?

There were 41 responses to this part of the question.

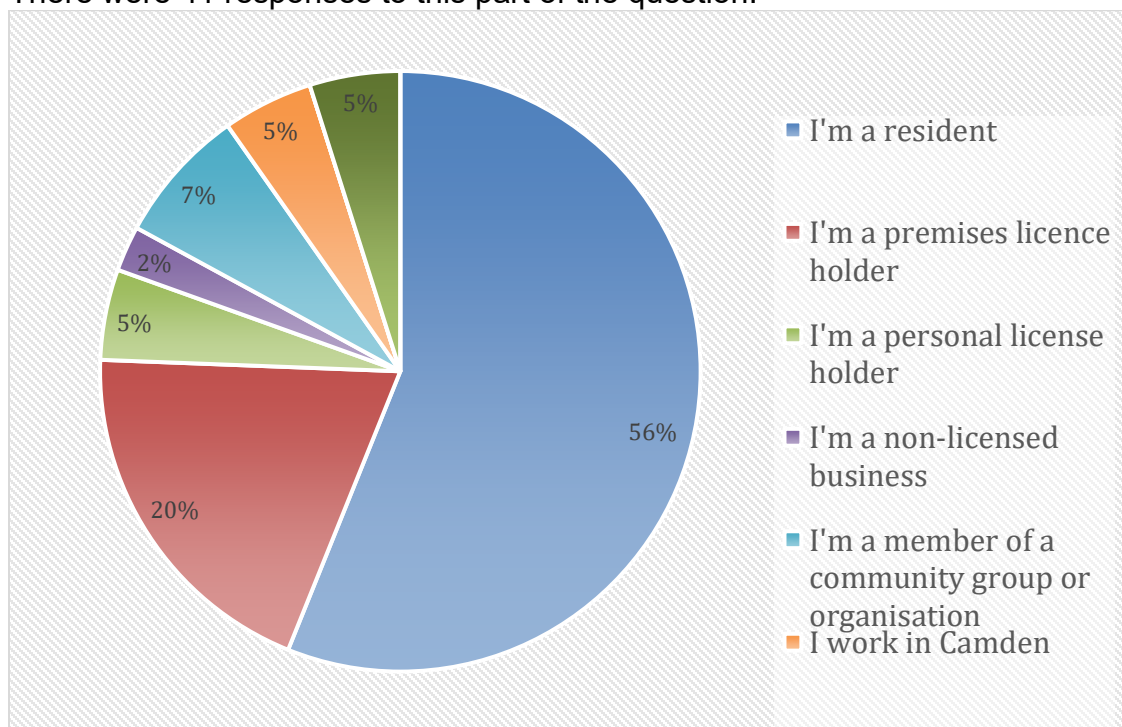


Option	Total	Percent
Myself, as an individual	29	70.73%
On behalf of a group or organisation	12	29.27%
Not Answered	0	0.00%

2: Connection to the area

What is the main way you are responding to this consultation?

There were 41 responses to this part of the question.

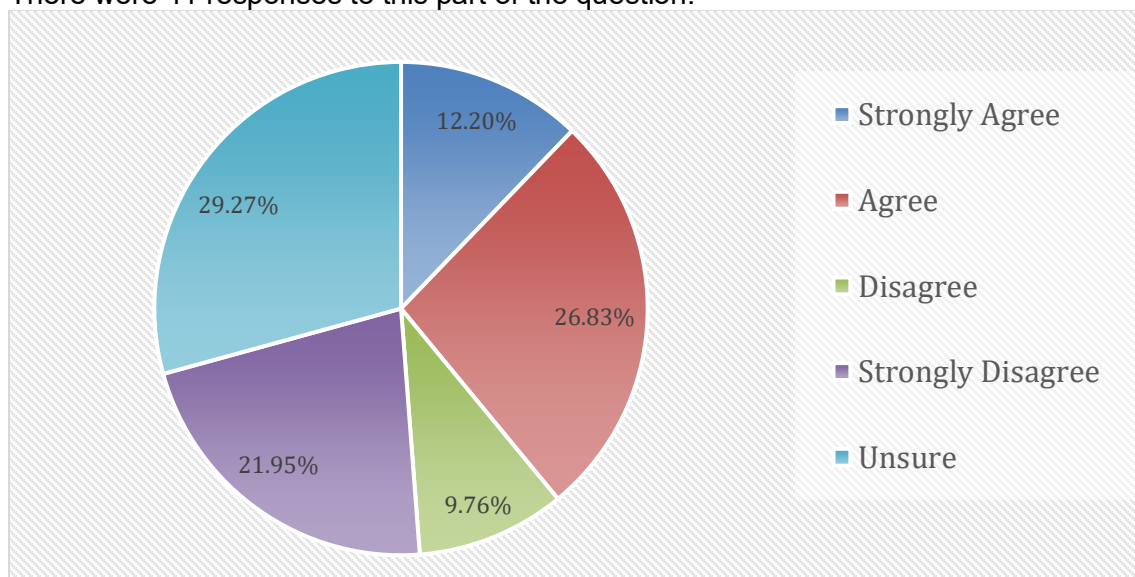


Option	Total	Percent
I'm a resident	23	56.10%
I'm a premises licence holder	8	19.51%
I'm a personal license holder	2	4.88%
I'm a non-licensed business	1	2.44%
I'm a member of a community group or organisation	3	7.32%
I work in Camden	2	4.88%
I visit Camden regularly for shopping and recreation	0	0.00%
I'm an elected member	0	0.00%
Other	2	4.88%
Not Answered	0	0.00%

3: Overall impact:

To what extent do you agree the Late Night Levy (LNL) has helped reduce crime, antisocial behaviour, or public nuisance in Camden's night-time economy?

There were 41 responses to this part of the question.



Option	Total	Percent
Strongly Agree	5	12.20%
Agree	11	26.83%
Disagree	4	9.76%
Strongly Disagree	9	21.95%
Unsure	12	29.27%
Not Answered	0	0.00%

Tell us why

There were 25 responses to this part of the question

Key themes: Perceived impact is mixed; a strong emphasis on the need for clearer evidence of outcomes and more visible, borough-wide benefit.

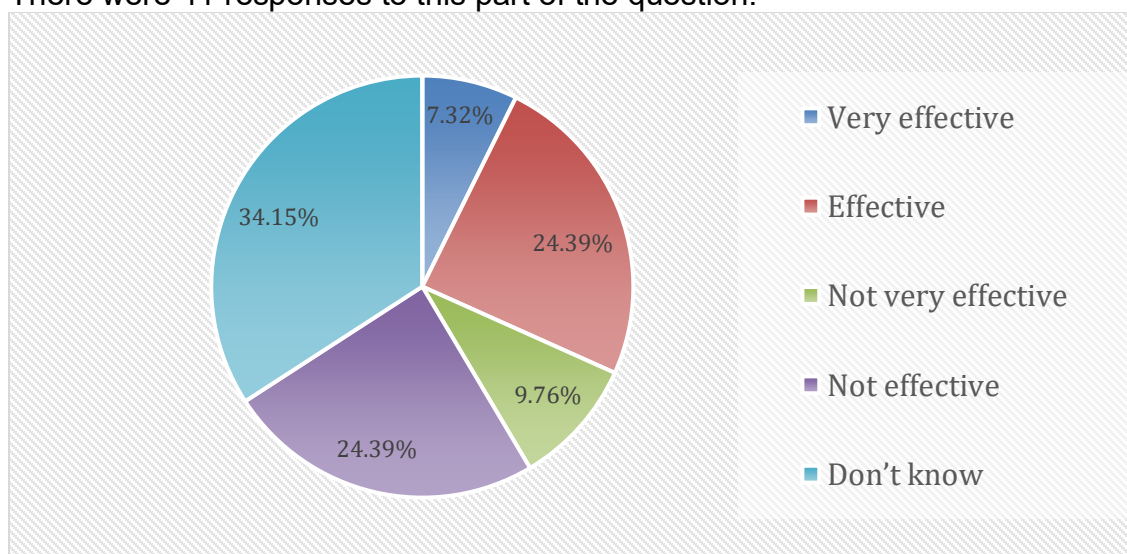
- **Individuals (residents):**

- Report continued issues (noise, ASB, littering/fouling, drug activity) and limited perceived improvement locally.
- Concern that benefits are not evenly felt across the borough; calls for broader coverage beyond headline hotspots.

- Some respondents noted limited ability to judge due to being new to the borough or not having a baseline comparison.
- **Organisations (businesses/stakeholders):**
 - Stronger focus on the need for published metrics/KPIs and “before-and-after” evidence to demonstrate impact and value for money.
 - Some challenge the robustness/representativeness of existing evidence and request clearer attribution of outcomes to levy-funded activity.
 - Some view that visible policing can support safer operations and responsible venue management.

4: Visibility and Effectiveness of Policing:
How effective do you think the Levy-funded additional police presence (approximately 72 hours of patrols per week) is in improving safety in your area?

There were 41 responses to this part of the question.



Option	Total	Percent
Very effective	3	7.32%
Effective	10	24.39%
Not very effective	4	9.76%
Not effective	10	24.39%
Don't know	14	34.15%
Not Answered	0	0.00%

Tell us why

There were 26 responses to this part of the question.

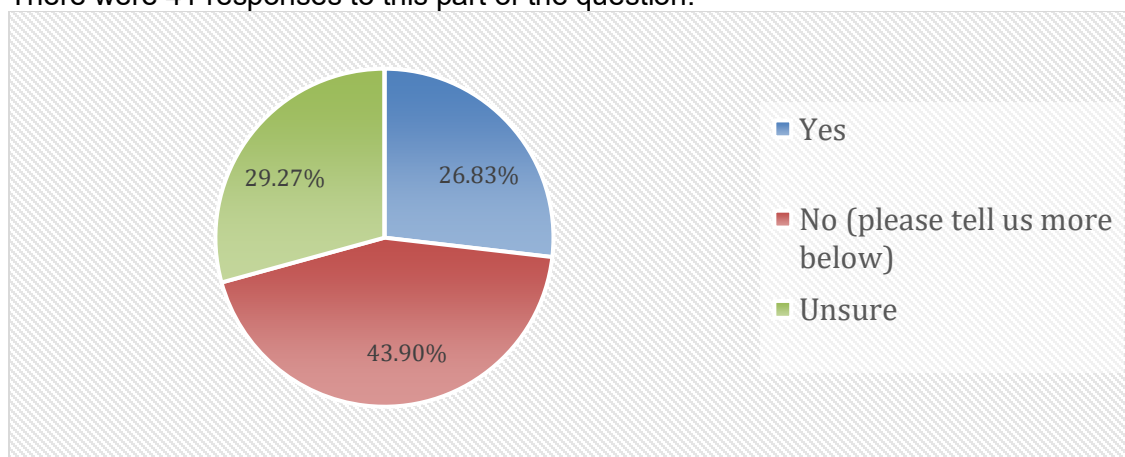
Key themes: Visibility and consistency of patrols; perceived uneven geographic coverage; expectations of policing as a core public service.

- **Individuals (residents):**
 - Many report rarely seeing patrols or feel policing is insufficient to address ongoing night-time issues.
 - Some express general scepticism about policing effectiveness; others note that when visible, policing can be reassuring.
 - Requests for more consistent presence at known peak times (e.g. dispersal/kick-out).
- **Organisations (businesses/stakeholders):**
 - Mixed operational views: some report limited visible benefit despite levy payments; others support targeted, visible patrol patterns.
 - Concerns about coverage concentrating in particular areas, with other corridors perceived as overlooked.
 - References to businesses funding private security alongside levy payments and wanting clearer alignment between levy spend and outcomes.

5: Transparency of Levy Spending:

Do you feel you have enough information about how Levy funds are allocated and what results they achieve?

There were 41 responses to this part of the question.



Option	Total	Percent
Yes	11	26.83%
No (please tell us more below)	18	43.90%
Unsure	12	29.27%
Not Answered	0	0.00%

If No, what additional information or reporting would you find useful?

There were 17 responses to this part of the question.

Key themes: Desire for clearer reporting, accessible summaries, and outcome-based performance information.

- **Individuals (residents):**

- Low awareness of the levy and how funds are used; requests for plain-language summaries and regular updates.
- Preference for clear explanations of where money is spent, what has changed, and what residents should expect to see.

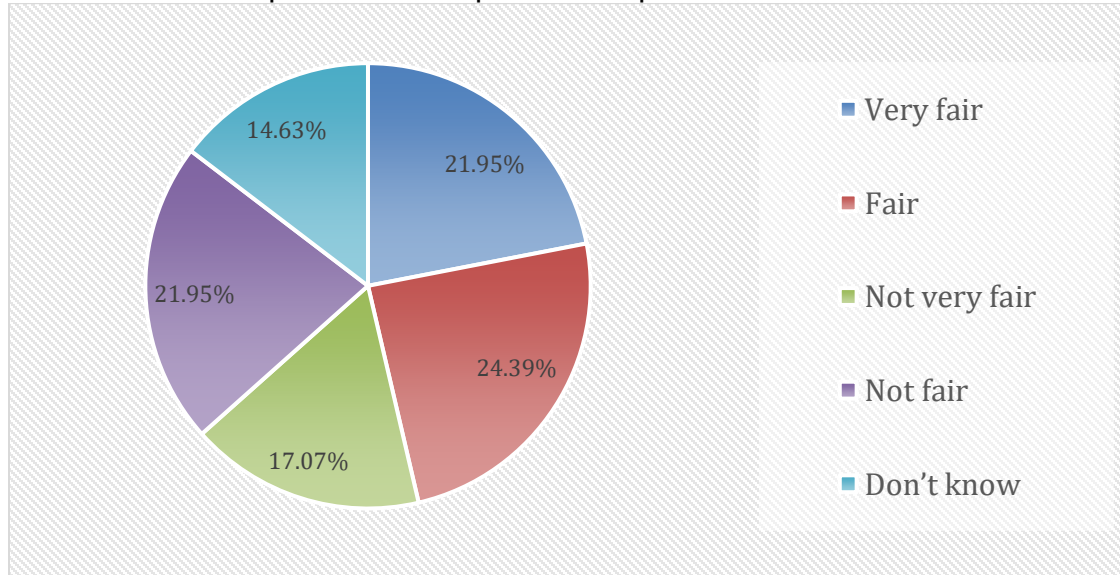
- **Organisations (businesses/stakeholders):**

- Requests for detailed financial breakdowns, allocations by theme/area, and measurable outcomes.
- Emphasis on value-for-money assurance and reporting that supports accountability to levy payers.

6: Fairness of Who Pays the Levy:

Do you think the current Levy is fair in how it applies only to businesses licensed to sell alcohol between midnight and 6am?

There were 41 responses to this part of the question.



Option	Total	Percent
Very fair	9	21.95%
Fair	10	24.39%
Not very fair	7	17.07%
Not fair	9	21.95%
Don't know	6	14.63%
Not Answered	0	0.00%

Tell us why

There were 24 responses to this part of the question

Key themes: Fairness and proportionality; whether the payer base should reflect contributors to late-night impacts.

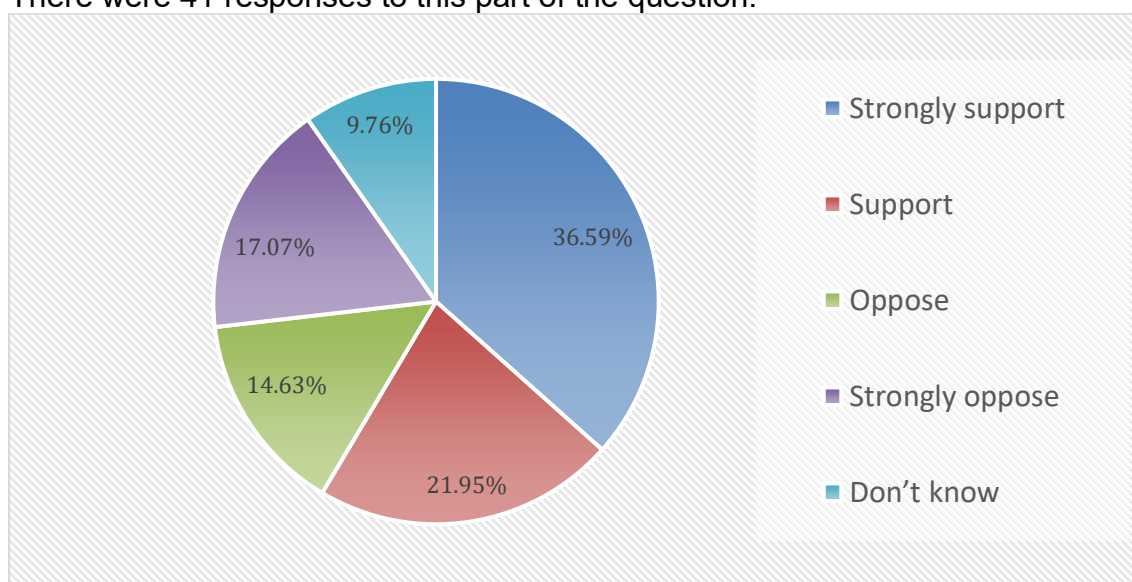
- **Individuals (residents):**
 - Some argue fairness requires that all businesses generating late-night impacts contribute (including non-alcohol venues open late).
 - Others are concerned additional costs could be passed to customers or harm small local businesses.

- **Organisations (businesses/stakeholders):**
 - Concerns about proportionality and being asked to fund what is seen as a core public safety responsibility.
 - Suggestions to broaden or rebalance the payer base to include other late-night operators who benefit from levy-funded activity.

7: Inclusion of Late-Night Refreshment Premises:

Do you support expanding the Levy to include late-night refreshment premises (such as hot food takeaways operating after 11pm), as now permitted by national legislation?

There were 41 responses to this part of the question.



Option	Total	Percent
Strongly support	15	36.59%
Support	9	21.95%
Oppose	6	14.63%
Strongly oppose	7	17.07%
Don't know	4	9.76%
Not Answered	0	0.00%

Tell us why

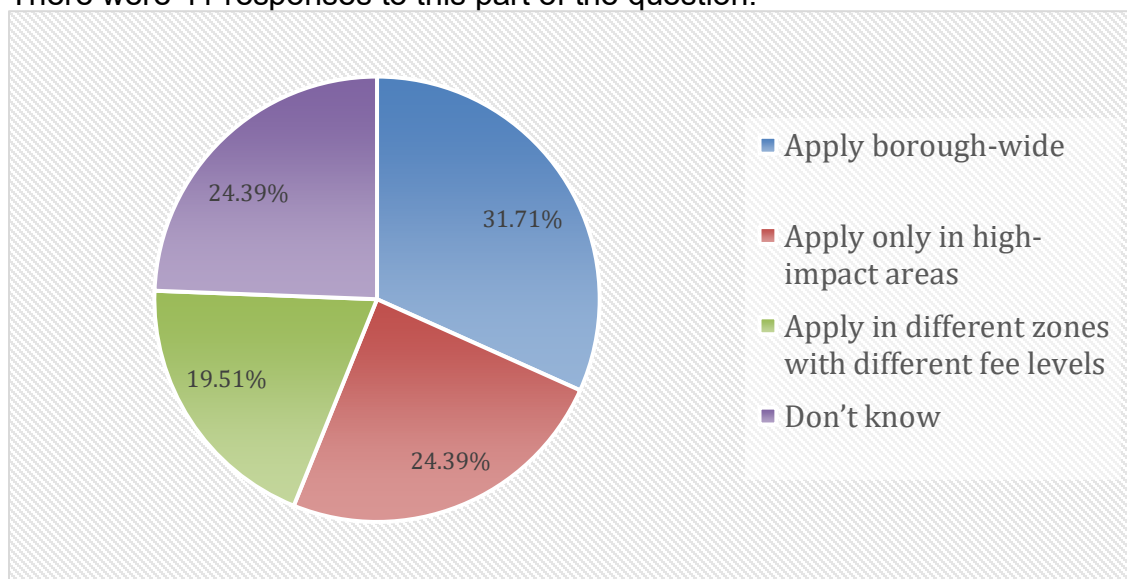
There were 25 responses to this part of the question.

Key themes: Closing perceived loopholes versus potential impacts on business viability and the night-time offer.

- **Individuals (residents):**
 - Some support inclusion on fairness grounds, citing impacts from late-night food outlets (noise, waste, congregation).
 - Others caution against discouraging late-night services and emphasise enforcement of existing responsibilities (waste/noise).
- **Organisations (businesses/stakeholders):**
 - Many see inclusion as a way to broaden contributions where impacts arise beyond alcohol-led premises.
 - Some warn of additional burden on small operators and the need for proportional application.

8: Borough-Wide vs Area-Based Application:
Should the Levy continue to apply across the whole of Camden, or be targeted only to areas with the highest late-night impacts (e.g., Camden Town, Bloomsbury, King's Cross)?

There were 41 responses to this part of the question.



Option	Total	Percent
Apply borough-wide	13	31.71%
Apply only in high-impact areas	10	24.39%
Apply in different zones with different fee levels	8	19.51%
Don't know	10	24.39%
Not Answered	0	0.00%

Tell us why

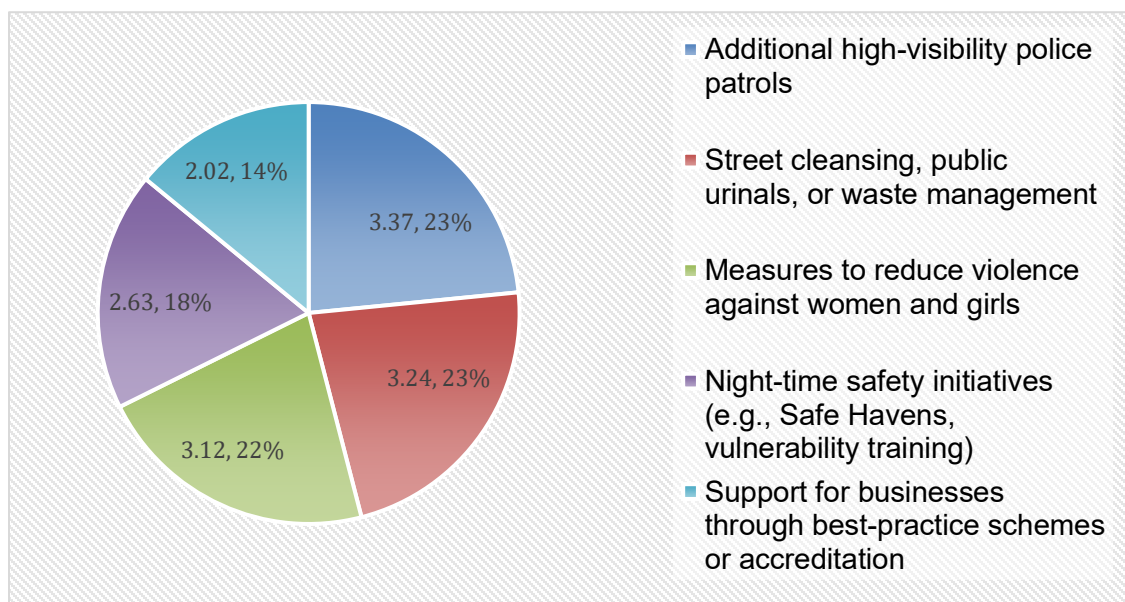
There were 23 responses to this part of the question.

Key themes: Equity across communities; administrative practicality; avoiding displacement of issues.

- **Individuals (residents):**
 - Support for targeted or zoned approaches where impacts are concentrated; some propose variable fees by zone.
 - Others argue impacts are borough-wide and a universal scheme is simpler and fairer.
- **Organisations (businesses/stakeholders):**
 - Mixed: borough-wide application seen as consistent, but with targeted deployment of resources.
 - Concerns that some areas may pay without feeling benefit; others caution about defining zones fairly and avoiding boundary issues.

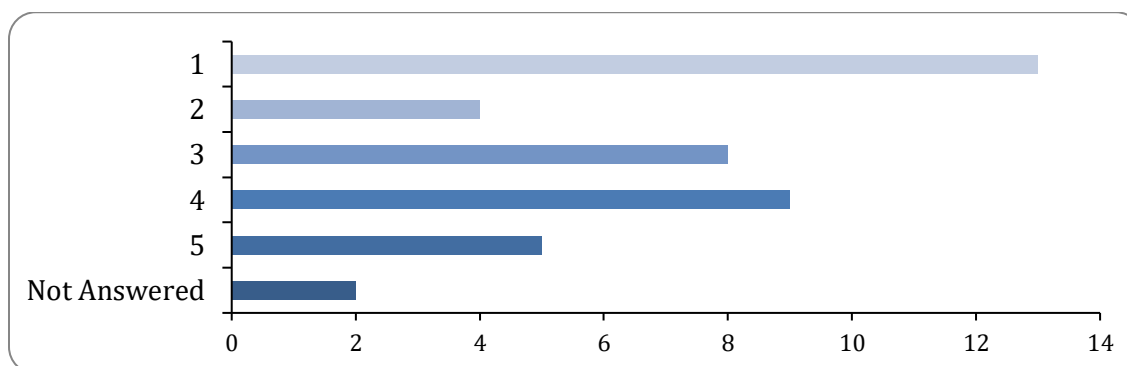
9: Priorities for Spending Levy Revenue: Which types of activity should be the highest priority for Levy spending?

Ranking of 'Priorities for Spending Levy Revenue'
There were 39 responses to this part of the question.



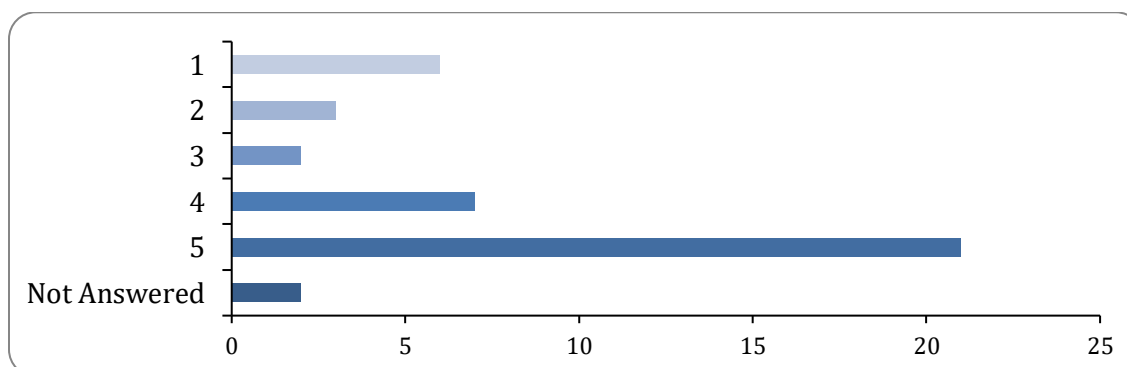
Item	Ranking
Additional high-visibility police patrols	3.37
Street cleansing, public urinals, or waste management	3.24
Measures to reduce violence against women and girls	3.12
Night-time safety initiatives (e.g., Safe Havens, vulnerability training)	2.63
Support for businesses through best-practice schemes or accreditation	2.02

Priorities for Spending Levy Revenue - Measures to reduce violence against women and girls



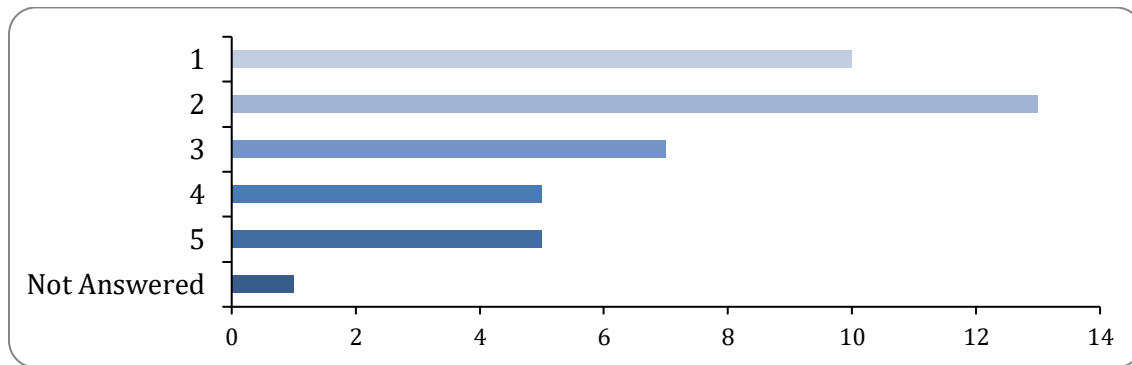
Option	Total	Percent
1	13	31.71%
2	4	9.76%
3	8	19.51%
4	9	21.95%
5	5	12.20%
Not Answered	2	4.88%

Priorities for Spending Levy Revenue - Support for businesses through best-practice schemes or accreditation



Option	Total	Percent
1	6	14.63%
2	3	7.32%
3	2	4.88%
4	7	17.07%
5	21	51.22%
Not Answered	2	4.88%

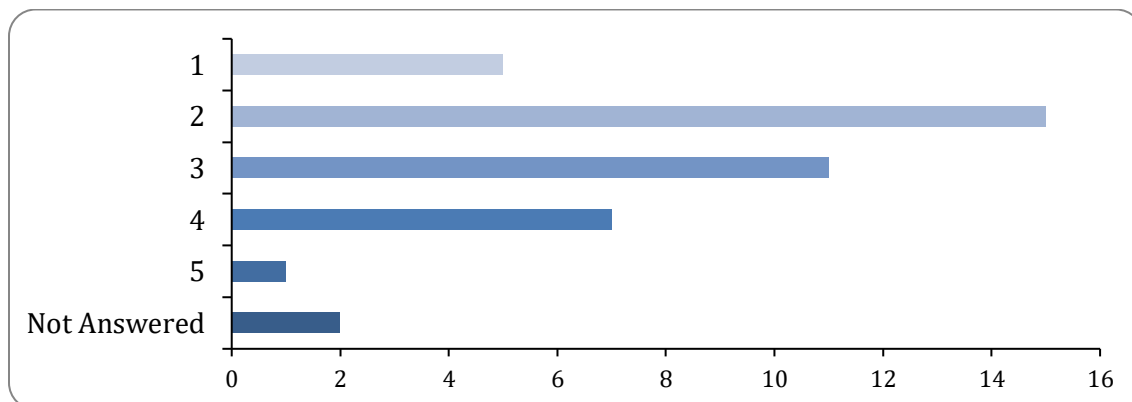
Priorities for Spending Levy Revenue - Additional high-visibility police patrols



Option	Total	Percent
1	10	24.39%
2	13	31.71%
3	7	17.07%
4	5	12.20%
5	5	12.20%
Not Answered	1	2.44%

Priorities for Spending Levy Revenue - Street cleansing, public urinals, or waste management

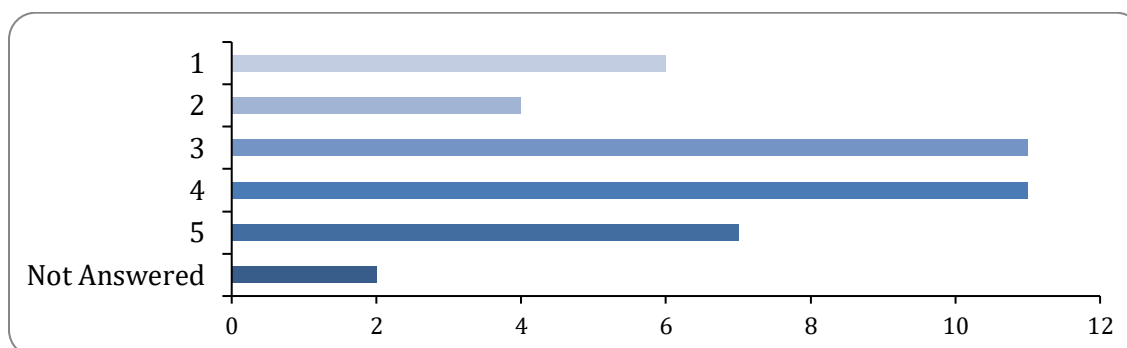
There were 39 responses to this part of the question.



Option	Total	Percent
1	5	12.20%
2	15	36.59%
3	11	26.83%
4	7	17.07%
5	1	2.44%
Not Answered	2	4.88%

Priorities for Spending Levy Revenue - Night-time safety initiatives (e.g., Safe Havens, vulnerability training)

There were 39 responses to this part of the question.



Option	Total	Percent
1	6	14.63%
2	4	9.76%
3	11	26.83%
4	11	26.83%
5	7	17.07%
Not Answered	2	4.88%

Comments

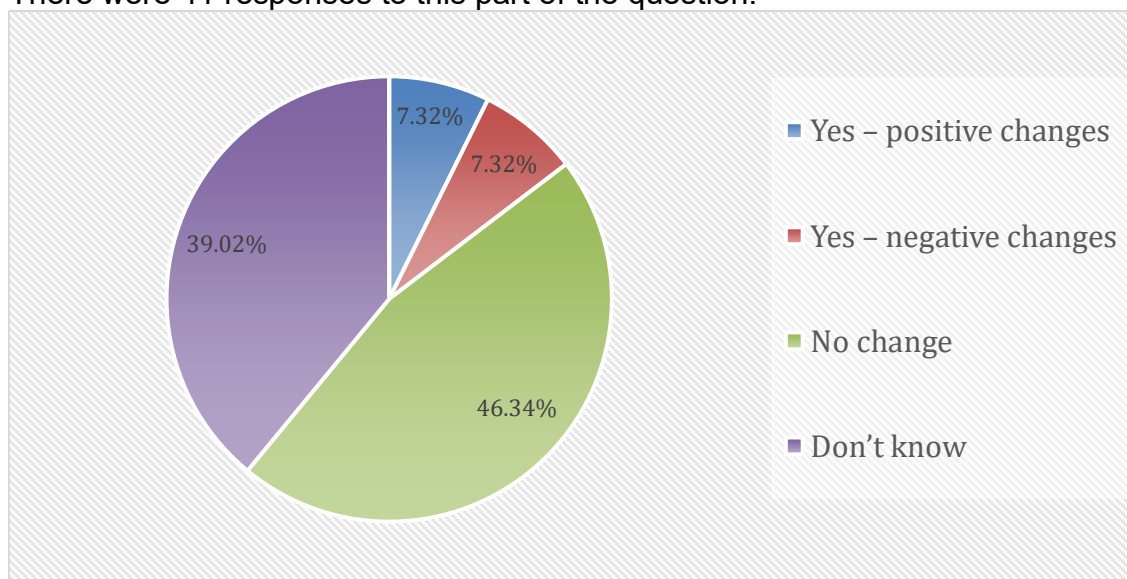
Key themes: Emphasis on visible policing, environmental measures, and actions to reduce violence against women and girls (VAWG).

- **Individuals (residents):**
 - Strong interest in practical interventions that address lived impacts: visible patrols, cleansing, public toilets, CCTV, and weekend/event pressures.
 - Frequent references to nuisance issues (noise, littering/fouling, queues) and safety concerns.
- **Organisations (businesses/stakeholders):**
 - Support for visible policing/enforcement and measures that improve confidence and footfall.
 - Interest in business-facing safety initiatives where they reduce risks and support responsible trading.

10: Experiences of Local Impact:

Have you personally experienced or observed changes in safety, noise, crime, public nuisance, or street cleanliness during night-time hours since the Levy was introduced?

There were 41 responses to this part of the question.



Option	Total	Percent
Yes – positive changes	3	7.32%
Yes – negative changes	3	7.32%
No change	19	46.34%
Don't know	16	39.02%
Not Answered	0	0.00%

If Yes, please describe

There were 16 responses to this part of the question.

Key themes (overall): Mixed experiences; improvements are not consistently perceived and many respondents find it difficult to attribute change to the Levy.

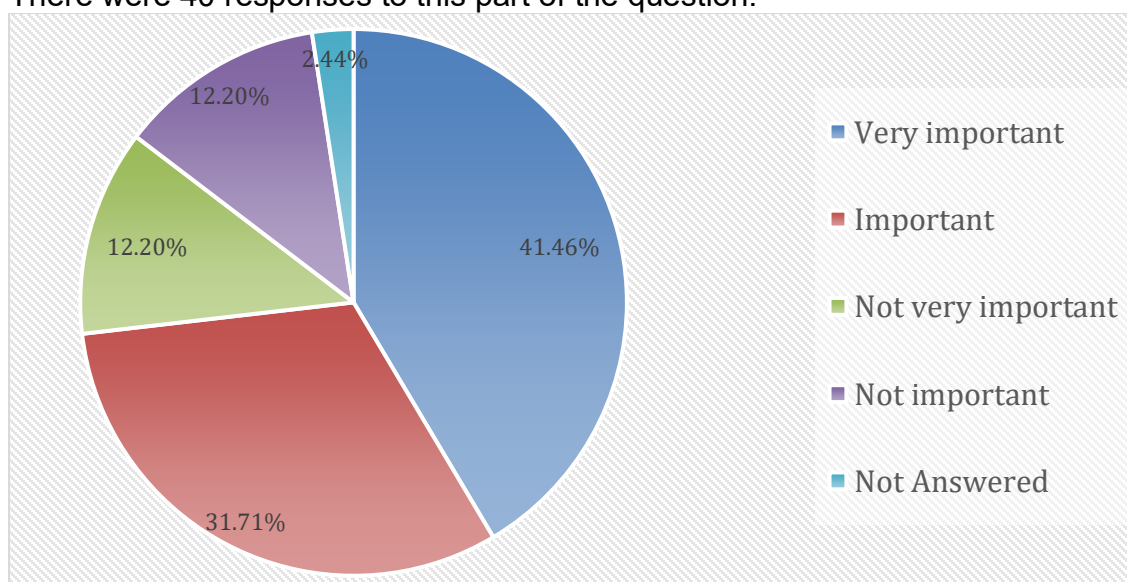
- **Individuals (residents):**

- Several described ongoing issues (noise, littering/fouling, rough sleeping, drug activity, intimidation and event-related disruption).
- Some said they were unable to judge due to being new to Camden or not spending as much time in night-time areas as previously.

- A small number suggested crime/ASB feels less severe than in the past or that visible policing helps when it is present
- **Organisations (businesses/stakeholders):**
 - Comments were generally more operational: some stated they have not experienced levy-funded patrols in their locality (and perceive activity concentrated in major hubs), while others noted that visible enforcement/presence can support safer trading and improved management of patrons.
 - Some emphasised that changes in the night-time economy over time make attribution difficult, and asked for stronger performance reporting to evidence impact locally

11: Oversight and Engagement:
How important is it to you that Levy-payers and local community groups sit on an expanded oversight group and receive regular updates on Levy spending and outcomes?

There were 40 responses to this part of the question.



Option	Total	Percent
Very important	17	41.46%

Important	13	31.71%
Not very important	5	12.20%
Not important	5	12.20%
Not Answered	1	2.44%

Tell us why

There were 23 responses to this part of the question.

Key themes (overall): High expectation of transparency and meaningful stakeholder involvement, balanced against avoiding excessive bureaucracy.

- **Individuals (residents):**

- Strong support for resident voice and accountability, given direct exposure to night-time impacts.
- Some caution against creating additional layers of process without visible outcomes.

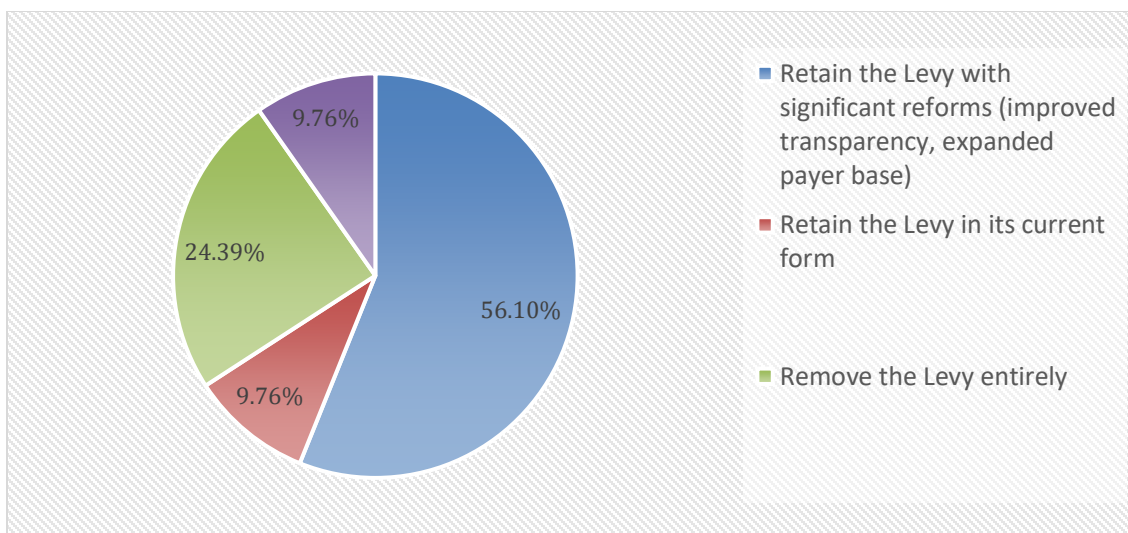
- **Organisations (businesses/stakeholders):**

- Broad support for governance reforms, regular reporting, and clearer decision-making about spend.
- Preference for a focused, workable oversight structure (clear remit, manageable membership, action-oriented outputs).

12: Future of the Late Night Levy:

Which option do you think Camden Council should adopt regarding the future of the Levy?

There were 41 responses to this part of the question.



Option	Total	Percent
Retain the Levy with significant reforms (improved transparency, expanded payer base)	23	56.10%
Retain the Levy in its current form	4	9.76%
Remove the Levy entirely	10	24.39%
Not sure	4	9.76%
Not Answered	0	0.00%

Tell us why

There were 27 responses to this part of the question.

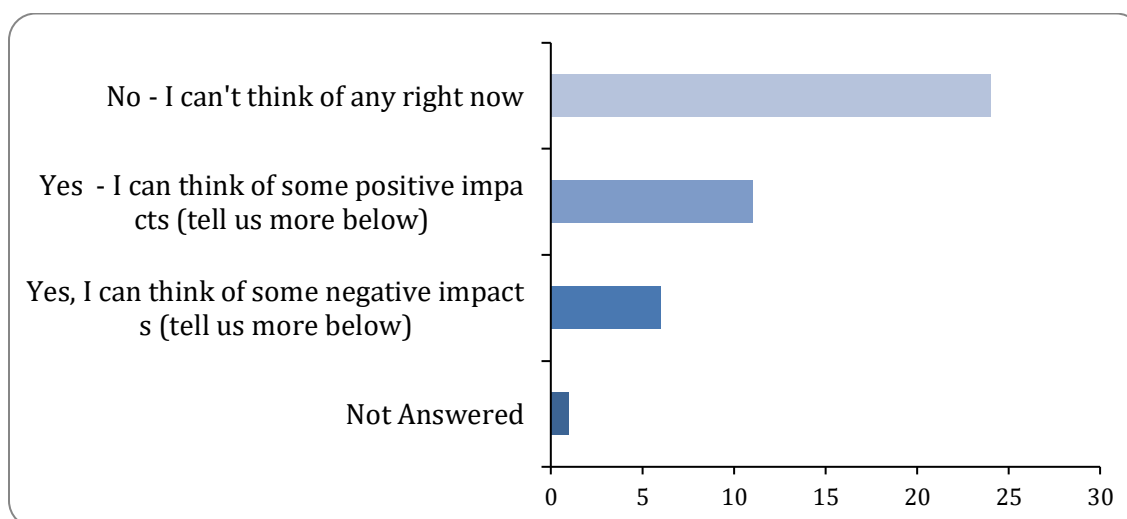
Key themes (overall): Conditional support for retention if reforms improve fairness, transparency and demonstrable impact.

- **Individuals (residents):**
 - Support for retention with reforms where it strengthens protections for residents and delivers visible outcomes.
 - Others oppose the levy in principle and view public safety as core-funded; some express distrust without stronger evidence.
- **Organisations (businesses/stakeholders):**
 - Split between those opposing additional costs and those supporting retention only with significant reforms.
 - Repeated emphasis on clear outcomes, fair contribution, and maintaining a viable night-time economy.

13: Do you think the proposals may have an impact on you (or others) with reference to any one or more of the following protected characteristics?

(Protected characteristics are: Gender and gender reassignment, Age, Ethnicity, Religion or belief, Disability, Sexual orientation, Marriage and Civil partnerships, Pregnancy and maternity.)

There were 40 responses to this part of the question.



Option	Total	Percent
No - I can't think of any right now	24	58.54%
Yes - I can think of some positive impacts (tell us more below)	11	26.83%
Yes, I can think of some negative impacts (tell us more below)	6	14.63%
Not Answered	1	2.44%

Positive impacts

There were 12 responses to this part of the question.

Negative impacts

There were 7 responses to this part of the question

Key themes: Strong focus on safety and inclusion (including VAWG), alongside concerns about cost impacts on venues and communities.

- **Individuals (residents):**
 - Support for interventions improving safety for women and vulnerable groups.
 - Concerns about nuisance affecting wellbeing and quality of life; desire for stronger enforcement and environmental measures.
- **Organisations (businesses/stakeholders):**
 - Concerns that additional costs could disproportionately affect certain venues (including community/cultural spaces).
 - Desire for reforms that support safe, sustainable night-time trading while addressing community safety outcomes.