

LONDON BOROUGH OF CAMDEN	WARDS: All
REPORT TITLE A New Met for London – Phase 2	
REPORT OF Chief Superintendent Jason Stewart, Borough Commander	
FOR SUBMISSION TO Culture & Environment Scrutiny Committee	DATE 10 November 2025
SUMMARY OF REPORT This report provides an overview of ‘A New Met for London Phase 2’. ‘A New Met for London Phase 2’ builds on the reform outlined under the three pillars outlined in ‘A New Met for London 1’: <i>Community crime-fighting, Culture change and Fixing our Foundations</i> . Local Government Act 1972 – Access to Information No documents that require listing have been used in the preparation of this report. Contact Officer: Chief Superintendent Jason Stewart jason.stewart@met.police.uk	
RECOMMENDATIONS That the Committee Members are asked to: <ol style="list-style-type: none"> Note the progress and challenges in delivering A New Met for London within Camden. Support continued collaboration between the Council and the Metropolitan Police to strengthen trust, visibility, and community safety. 	

Signed:
Chief Superintendent Jason Stewart
Date: October 2025

1. Purpose of Report

- 1.1 This report provides an update from the Met Police on Phase 2 of their strategy 'A New Met for London'. The Met Police welcome feedback from the Committee on the information shared in this report.
- 1.2 The report also invites members of the Committee to join them for the launch event, taking place on 3 December 2025.

2.1 Introduction

A New Met for London (NMfL) Phase 2 builds on the reform outlined under the three pillars outlined in NMfL 1: Community crime-fighting, Culture change and Fixing our Foundations.

2.2 NMfL Phase 2 also adds two further pillars:

- Putting Crime-Fighting First is how we'll deliver precise policing as a more productive, innovative and tech-enabled organisation. We will spend less time on 'non-crime' building on previous work such as Right Care Right Person. We will tackle burgeoning bureaucracy to enable police officers to have more time to target criminals and focus on community crime-fighting.
- Working in Partnership will be delivered across the Met by working with our partners on agreed priorities to solve problems together. We will focus on a smaller number of opportunities so we're not spread too thin and our partnership working has more impact; and we will work to create new opportunities for partnership.

2.3 The Met Police also welcome any members of the public and Local Authority to join us for the NMfL Phase 2 launch event which the Commissioner will be in attendance at on the 3rd December.

Please email zachary.harris@met.police.uk for details on registration.

2.4 Progress to date: Force Demographic Data

Met Police is becoming more diverse and now has the highest ever level of female and ethnic minority officers: 31.34% (10,632) female and 17.33% (5,865) ethnic minority.

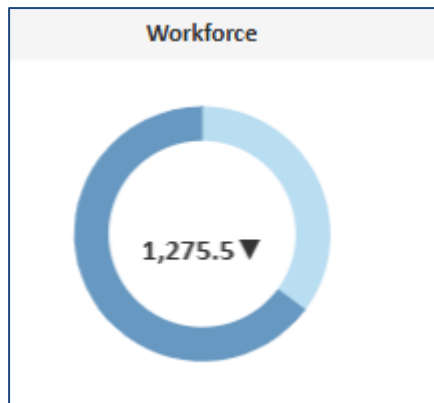
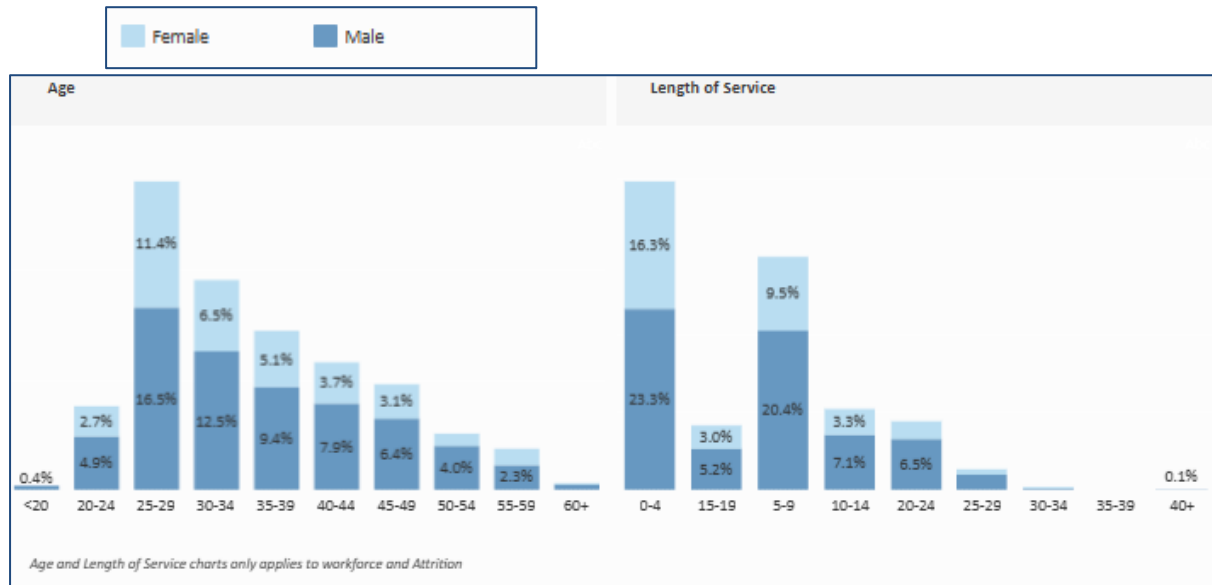
2.5 The Met Police has increased the proportion of female officers across all armed commands by 29%.

2.6 In 2023/2024 the Met Police recruited 1,830 officers, of which:

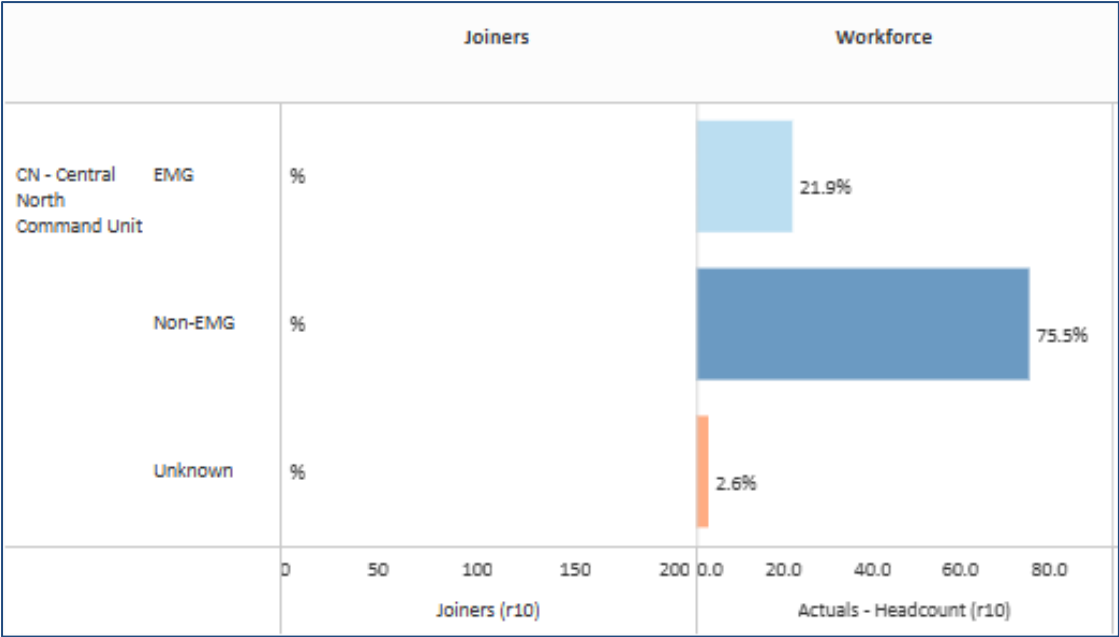
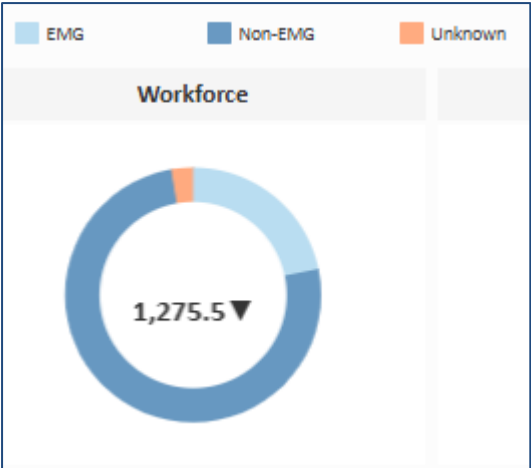
- 36.2% (662) were female
- 23.5% (430) were of ethnic minority heritage
- 4.9% (89) were Black officers

2.7 Progress to date: Borough Command Unit (BCU) Demographic Data* – Male: Female

*BCU includes Camden and Islington, as the Met system doesn't allow isolation by borough.



2.8 Progress to date: BCU Demographic Data - BAME/EMG



2.9 BCU Crime Priorities

Priority	Measures
Violence against Women and Girls (VAWG)	<ul style="list-style-type: none"> • Positive outcome rate for VAWG and Serious Sexual Violence (RASSO) offences • Use of orders to manage VAWG offenders (e.g. DVPO, SPO, SRO, SHRO, FGMO, FMO, Non-Mol orders)
Robbery	<ul style="list-style-type: none"> • Volume of Personal Robbery offences • Positive outcome rate for Personal Robbery offences
Retail Crime	<ul style="list-style-type: none"> • Volume of Shoplifting and Business Robbery • Volume of Positive outcomes (not PO rate) for Shoplifting and Business Robbery
Offender Management	<ul style="list-style-type: none"> • Outstanding named suspects • Suspect POA (Power of arrest circulated) • Warrants • Recalls • Tag Breaches • Bail FTA

2.10 The Neighbourhood Policing Model in Camden

The Met Police Neighbourhood Policing Model has Community Ward Officers and Town Centre teams at its core.

It is supported in its problem solving and crime fighting approach by BCU and Pan London asset, alongside key partners such as Camden Council

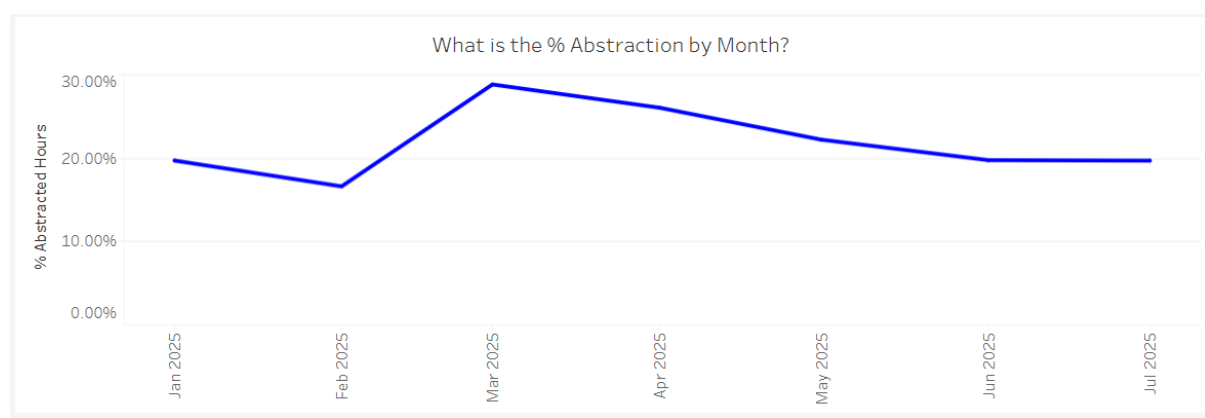


2.11 Camden Borough Crime Performance – Neighbourhood Crimes

October 2025 – performance data

Current 4 weeks (17/09/25-15/10/25)				Previous 4 weeks (19/08/25-16/09/25)				Current FYTD (01/04/25-15/10/25)				Previous FYTD (01/04/24-15/10/24)								
Offences Count								Positive Outcome Rates												
Metric	Current 4 Weeks	Prev 4 Weeks	% Change		Current FYTD	Prev FYTD	% Change		% Change (FYTD vs 2Y Avg)		Current 4 Weeks	Prev 4 Weeks	PP Change		Current FYTD	Prev FYTD	PP Change		PP Change (FYTD vs 2Y Avg)	
Neighbourhoods																				
Incidents ASB	610	625	-2.4%	↓	4,923	5,194	-5.2%	↓	-7.5%	↓										
Personal Robbery	82	77	6.5%	↑	553	793	-30.3%	↓	-31.9%	↓	2.4%	9.1%	-6.7%	↓	5.2%	2.3%	3.0%	↑	2.5%	↑
Theft From The Person	496	436	13.8%	↑	3,644	5,190	-29.8%	↓	-13.1%	↓	1.0%	0.7%	0.3%	↑	0.9%	0.5%	0.4%	↑	0.3%	↑
Residential Burglary	109	98	11.2%	↑	583	639	-8.8%	↓	-0.4%	↓	5.5%	4.1%	1.4%	↑	4.5%	3.1%	1.3%	↑	2.1%	↑
Theft of MV incl Aggravated	49	40	22.5%	↑	341	398	-14.3%	↓	-16.0%	↓	0.0%	0.0%	0.0%	→	2.9%	0.5%	2.4%	↑	1.6%	↑
Theft From Vehicle	170	163	4.3%	↑	994	1,210	-17.9%	↓	-19.5%	↓	0.0%	0.0%	0.0%	→	0.2%	0.4%	-0.2%	↓	-0.3%	↓
Interfering with MV	16	14	14.3%	↑	124	150	-17.3%	↓	-10.5%	↓	0.0%	0.0%	0.0%	→	1.6%	1.3%	0.3%	↑	0.5%	↑
Shoplifting	309	404	-23.5%	↓	2,517	2,316	8.7%	↑	38.4%	↑	10.7%	12.4%	-1.7%	↓	8.1%	3.2%	4.9%	↑	4.7%	↑
Business Robbery	31	37	-16.2%	↓	224	192	16.7%	↑	56.6%	↑	25.8%	13.5%	12.3%	↑	12.1%	2.1%	10.0%	↑	9.6%	↑
Hate Crime	103	87	18.4%	↑	610	581	5.0%	↑	1.6%	↑	10.7%	23.0%	-12.3%	↓	14.4%	7.1%	7.4%	↑	8.0%	↑
Vehicle Offences	235	217	8.3%	↑	1,459	1,758	-17.0%	↓	-18.0%	↓	0.0%	0.0%	0.0%	→	1.0%	0.5%	0.4%	↑	0.2%	↑
Neighbourhood Offences	922	828	11.4%	↑	6,239	8,380	-25.5%	↓	-15.4%	↓	1.4%	1.7%	-0.3%	↓	1.7%	0.9%	0.8%	↑	0.6%	↑
Serious Violence																				
Violence with Injury	162	145	11.7%	↑	1,077	1,081	-0.4%	↓	-16.1%	↓	16.0%	16.6%	-0.5%	↓	15.7%	9.3%	6.3%	↑	7.0%	↑
Public Protection																				
VAWG - Non DA	190	168	13.1%	↑	1,250	1,149	8.8%	↑	-7.3%	↓	4.7%	7.7%	-3.0%	↓	9.4%	6.4%	3.0%	↑	3.0%	↑

2.12 Abstractions



NB: Due to the variety of reporting methods for abstractions, multiple recording methods for the data exist. The data depicted above excludes annual leave and training.

2.13 Precision Crime- Fighting: Retail Crime

Retail theft continues to present a significant and growing challenge in Camden and across London. In 2024, shoplifting offences rose by 54% across London compared to 2023. Locally, Camden has recorded over 2450 reported shoplifting offences since 1st April 2025. This is an increase of 11.1% on the same period last year. This volume places a considerable burden on both retailers and police resources. Our retail crime plan seeks to rebuild trust & confidence of local business by bringing prolific offenders to justice.

This plan outlines how Camden is tackling tackle retail crime as a priority by focussing on prevention, enforcement and designing out crime in mind.

- This is a cross-strand plan that builds on the Pareto Principle, acknowledging that approximately 80% of outcomes come from about 20% of the causes or inputs
- We are focusing on top three nominals and top three offending location on each Ward in Camden. We are taking a multi-stranded approach, looking at how we can prevent loss through better engagement with businesses, arresting prolific offenders and ensuring that restrictive orders like Community Behaviour Orders are applied for at court.
- This work is already seeing success, with offences dropping by 23% in the last 4 weeks and the number of offenders brought to justice (positive outcomes) has more than doubled against the same period last year (3.2% to 8.1%).

2.15 **Operation Martello: A Focus on Camden Town Centre – The Neighbourhood Guarantee**

Operation Martello is a problem solving and patrol-based policing approach to Neighbourhood crime types in Camden Town Centre. Commencing in July 2025, the first three-month sprint concluded at the end September.

2.16 Performance Indicators were measured on Neighbourhood Crime as a collective group, Anti-social Behaviour (ASB) and Shoplifting.

- Total Offences – reduced by 158 (14% decrease) against the same period last year
- Neighbourhood Crimes and Violence Against Women and Girls (VAWG) – reduced by 197 (33.6% decrease) against the same period last year
- 117 arrests during the period of the operation (up 24% on last year)
- 22 more charges or positive outcomes following arrest compared to the same period last year.
- Retail crime – a slight increase of 2 offences vs last year but with an increase in both arrests and positive outcomes.

2.17 **Clear Hold Build (CHB) – Somers Town**

There has been a significant increase in both police and local authority activity since August this year.

2.18 The CHB initiative in Somers Town has been revigorated, which has included reducing the footprint from the entire ward, as best practice showed that was too large, to a more condensed area centred around two estates with intelligence of serious & organised crime

- The reset of 'Clear' began on 1st October with Op Netrunner, which is a multi-agency approach to disrupt known Class A and B drugs lines operating within

the footprint and gang-based violence. In addition, police and partners conducted welfare checks on vulnerable persons being exploited in their homes to deal and/or store drugs (cuckooing), with intelligence acquired that will lead to further ongoing enforcement and safeguarding of vulnerable individuals who have been targeted in these estates over the last number of years.

- Initial results from the operation are,
- Eleven arrests
- Five Community resolution for possession class B drugs
- Twenty-nine Stop and searches
- Two warrants executed
- Eleven visits to vulnerable victims/cuckooed addresses
- With much more activity being planned through 2025 into 2026

2.19 **Met Engage**

On the 23rd June 2025, the Met launched its new interactive communications platform called Met Engage. This runs off the Neighbourhood Alert platform, already used by 35 other forces, Neighbourhood Watch and Action Fraud.

2.20 Met Engage is essential to improving engagement across London. In Camden we view this as vital to improving the public trust in us, we will track this through number of members, number of messages sent and, in time, public attitude survey data

2.21 Since July 2025, 2,605 residents signed up to Met Engage (2.09% population).

3. **Finance Comments of the Director of Finance**

The Director of Finance has been consulted and has no comment to add.

4. **Legal Comments of the Borough Solicitor**

This is a report of the Chief Superintendent Jason Stewart, Borough Commander and aligns with the provisions under the Local Government Act 2000(which state that the Committee may invite other persons to attend meetings of the committee), the Committee's responsibilities under its terms of reference for community safety and its role as the Councils Crime and Disorder Committee

5. **Environmental Implications**

There are no environmental implications.

REPORT ENDS